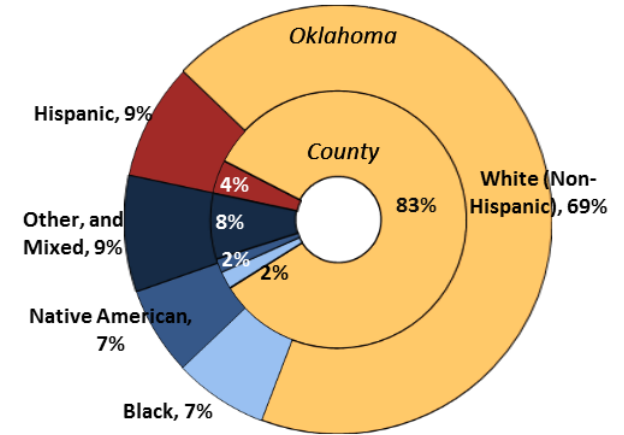
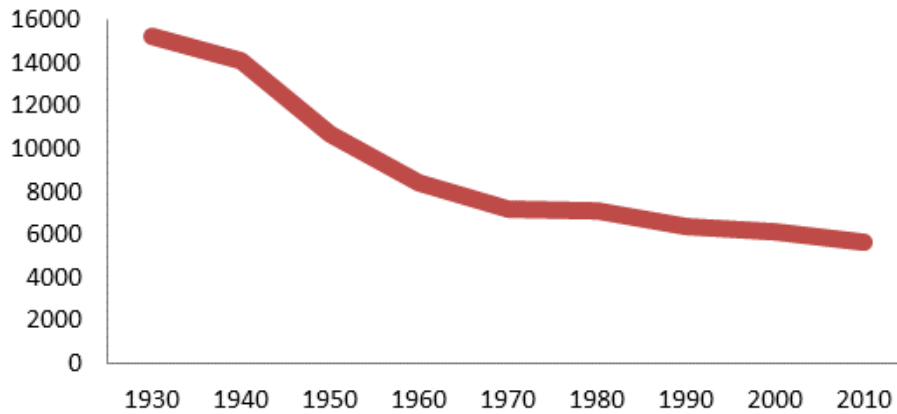


Demographics

Population **5,847** (69th of 77) counties



Economy

Median Household Income **\$43,892** (31st)

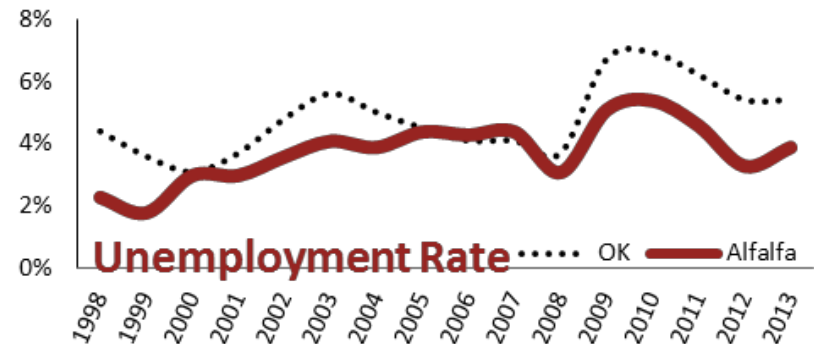
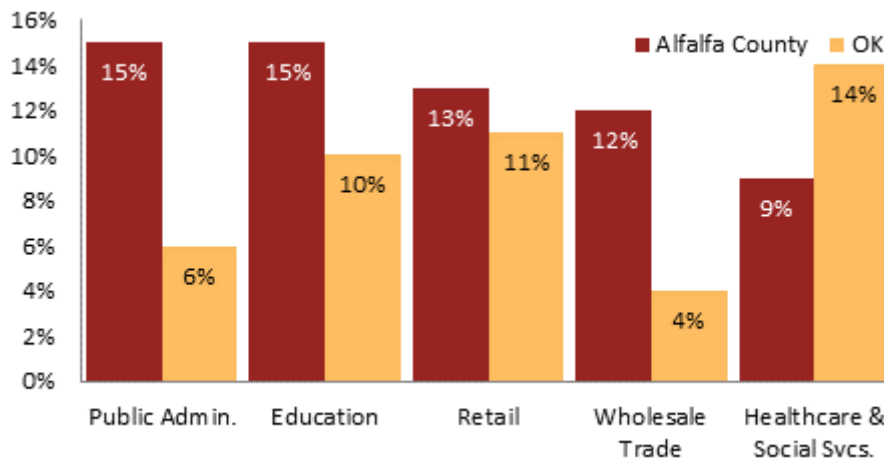
15% employed in state and local government (41st)

47% of working-age civilians in labor force (74th)

22% are employed in farming (11th)

19% of children live in poverty (62nd)

Top 5 Employment Sectors



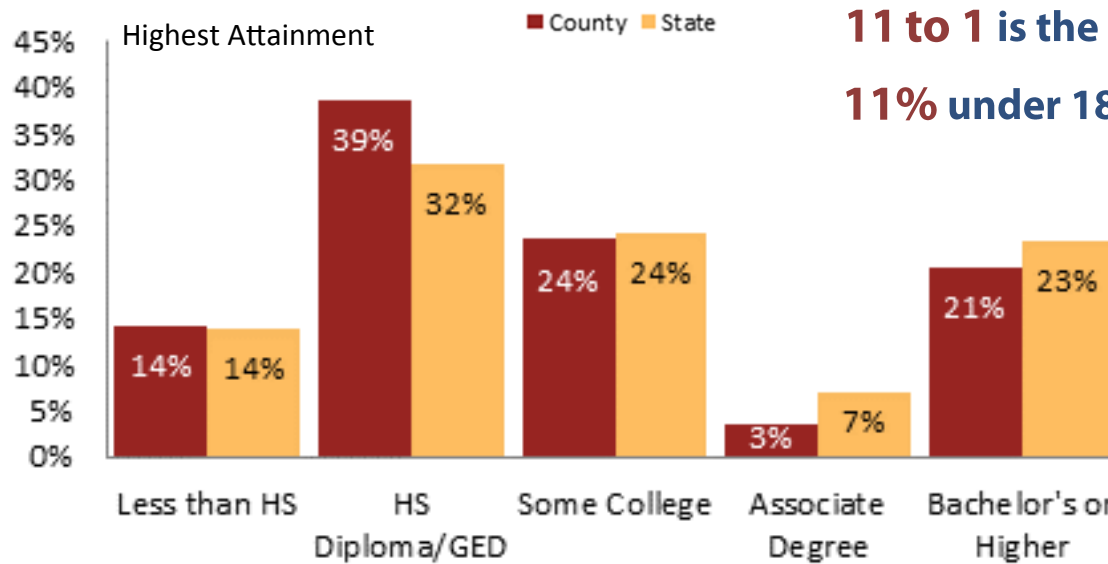
Unemployment Rate OK — Alfalfa

Education

50% of students eligible for free/reduced lunch (73rd)

11 to 1 is the student to teacher ratio (73rd)

11% under 18 yrs. are children of color (77th)



Health

20% of adults smoke (59th)

23% of residents under 65 are uninsured (34th)

33% of adults are obese (41st)

25 births per 1000 teenage girls (74th)

18% are enrolled in Medicare (10th)

2% are receiving social security disability (65th)

14th

Overall healthiest

For more county level data sheets and source information visit

www.okpolicy.org/countystats

A rank of 1st indicates highest and 77th is lowest