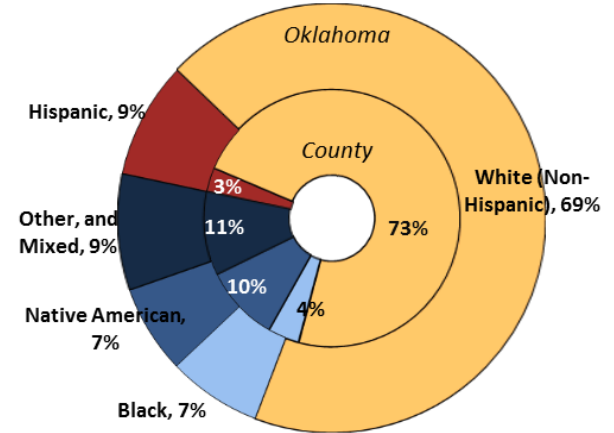
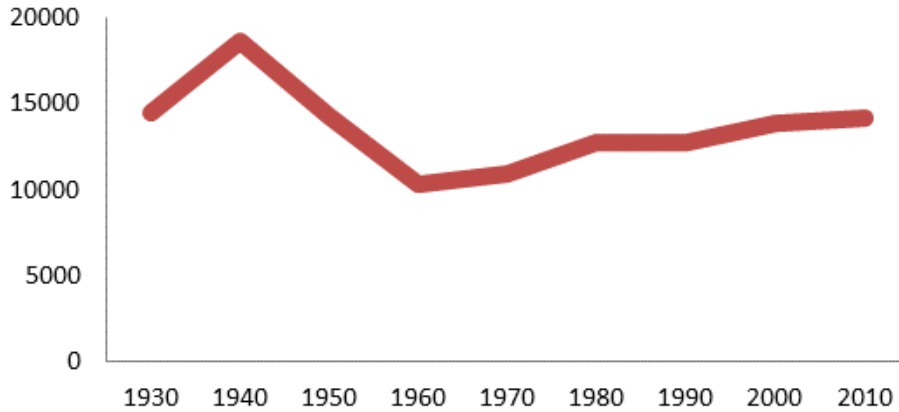


Demographics

Population 13,898 (48th of 77) counties



Economy

17% employed in state and local government (28th)

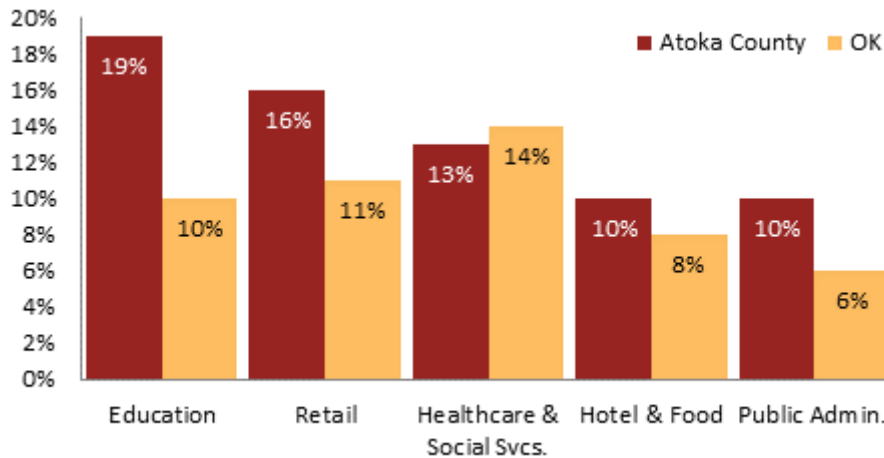
51% of working-age civilians in labor force (71st)

17% are employed in farming (20th)

31% of children live in poverty (16th)

Median Household Income
\$36,614 (54th)

Top 5 Employment Sectors

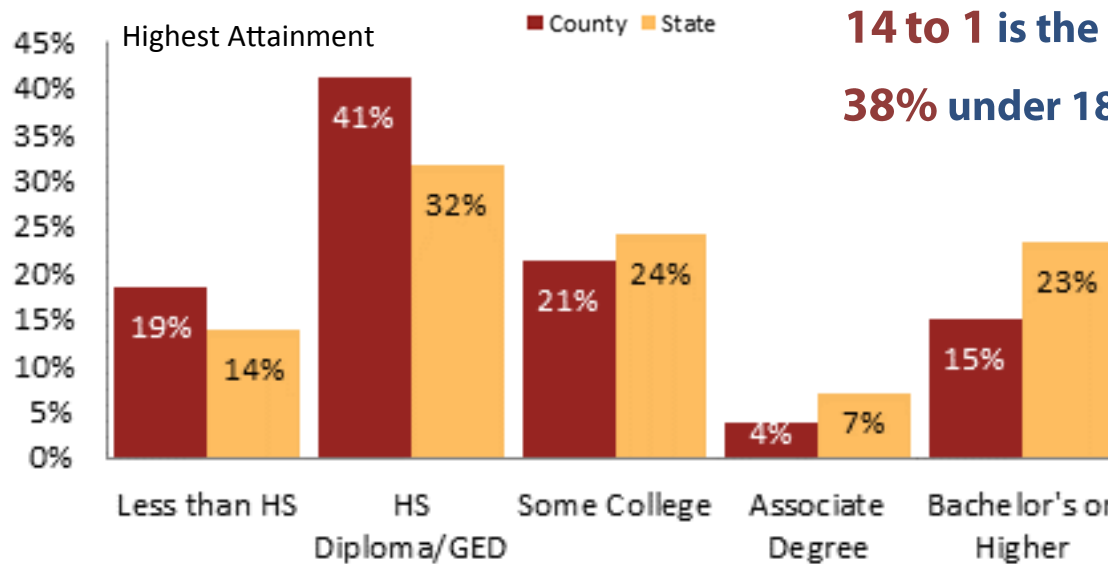


Education

71% of students eligible for free/reduced lunch (26th)

14 to 1 is the student to teacher ratio (55th)

38% under 18 yrs. are children of color (38th)



Health

23% of adults smoke (51st)

26% of residents under 65 are uninsured (15th)

35% of adults are obese (22nd)

69 births per 1000 teenage girls (27th)

13% are enrolled in Medicare (54th)

4% are receiving social security disability (17th)

50th

Overall healthiest

For more county level data sheets and source information visit

www.okpolicy.org/countystats

A rank of 1st indicates highest and 77th is lowest