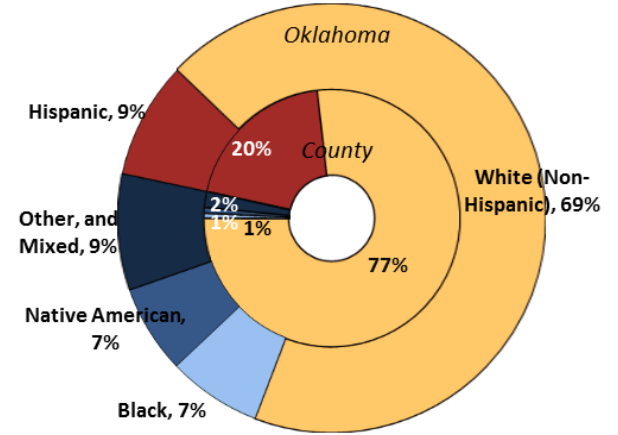
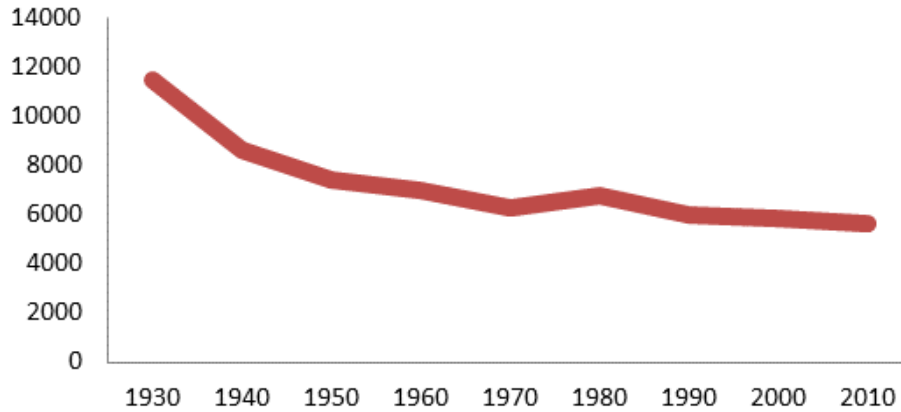


Demographics

Population **5,566** (70th of 77) counties



Economy

Median Household Income **\$52,134** (7th)

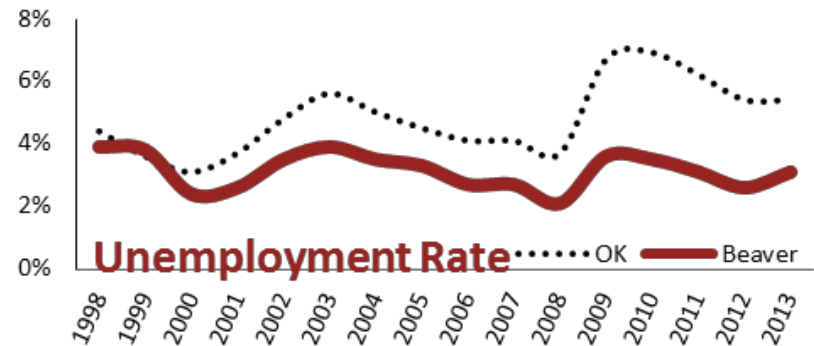
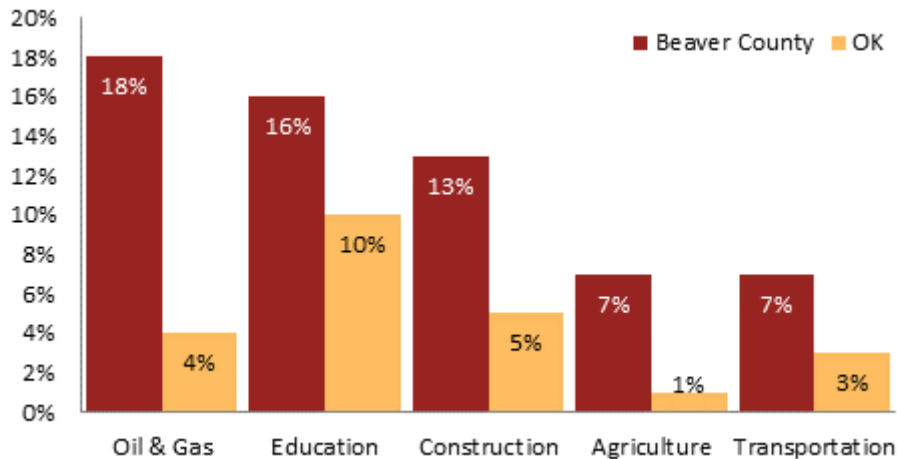
11% employed in state and local government (61st)

64% of working-age civilians in labor force (12th)

25% are employed in farming (6th)

15% of children live in poverty (72nd)

Top 5 Employment Sectors

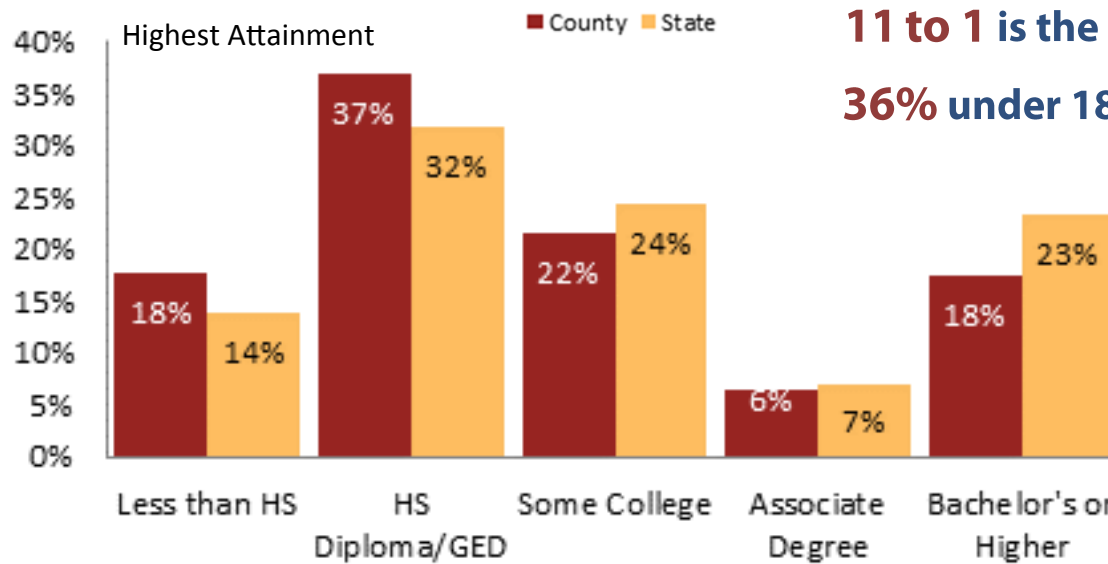


Education

52% of students eligible for free/reduced lunch (66th)

11 to 1 is the student to teacher ratio (72nd)

36% under 18 yrs. are children of color (45th)



Health

29% of adults smoke (13th)

25% of residents under 65 are uninsured (22nd)

31% of adults are obese (61st)

34 births per 1000 teenage girls (72nd)

14% are enrolled in Medicare (45th)

1% are receiving social security disability (74th)

19th

Overall healthiest

For more county level data sheets and source information visit

www.okpolicy.org/countystats

A rank of 1st indicates highest and 77th is lowest