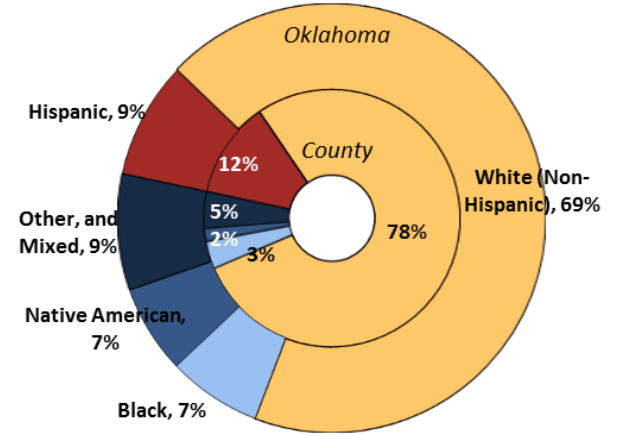
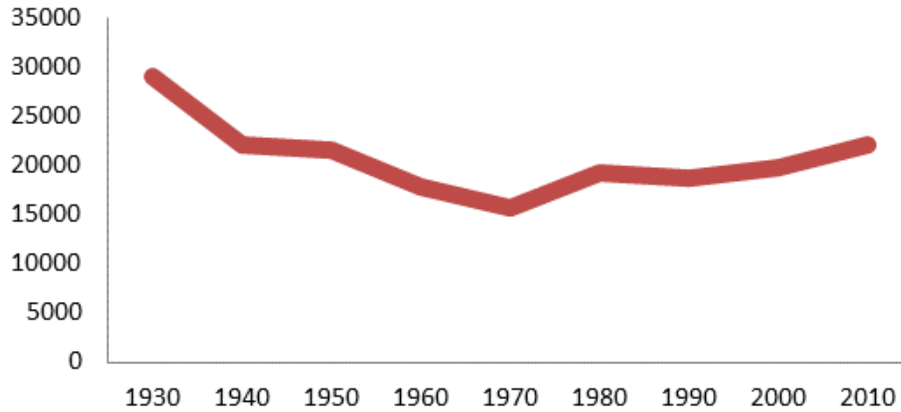


Demographics

Population **23,637** (38th of 77) counties



Economy

Median Household Income **\$50,342** (9th)

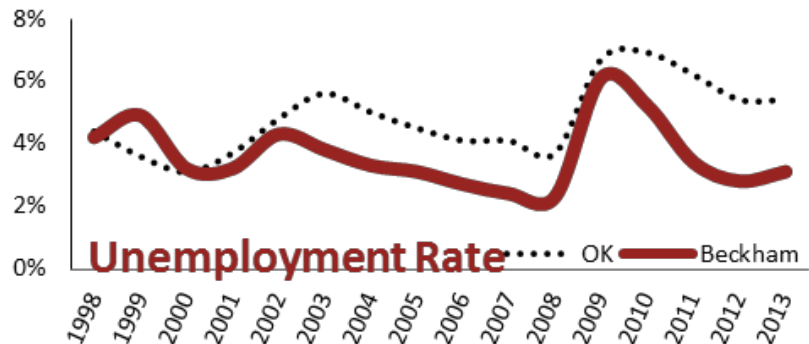
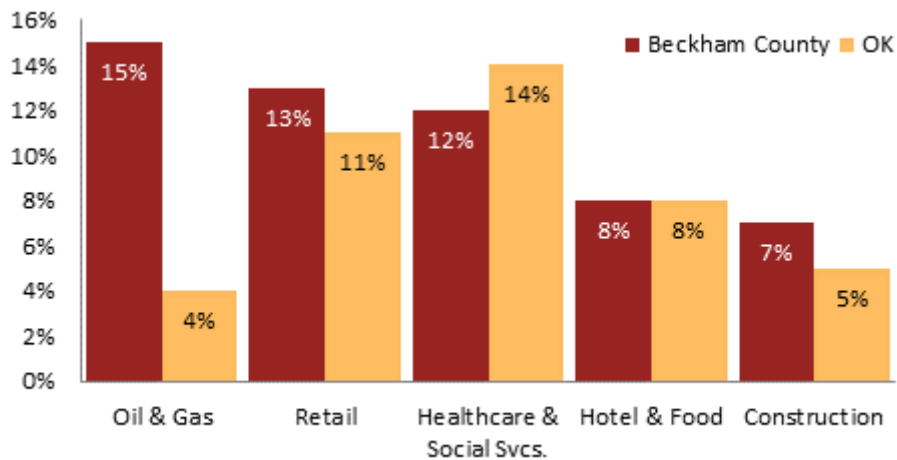
6% employed in state and local government (76th)

58% of working-age civilians in labor force (41st)

6% are employed in farming (60th)

20% of children live in poverty (57th)

Top 5 Employment Sectors

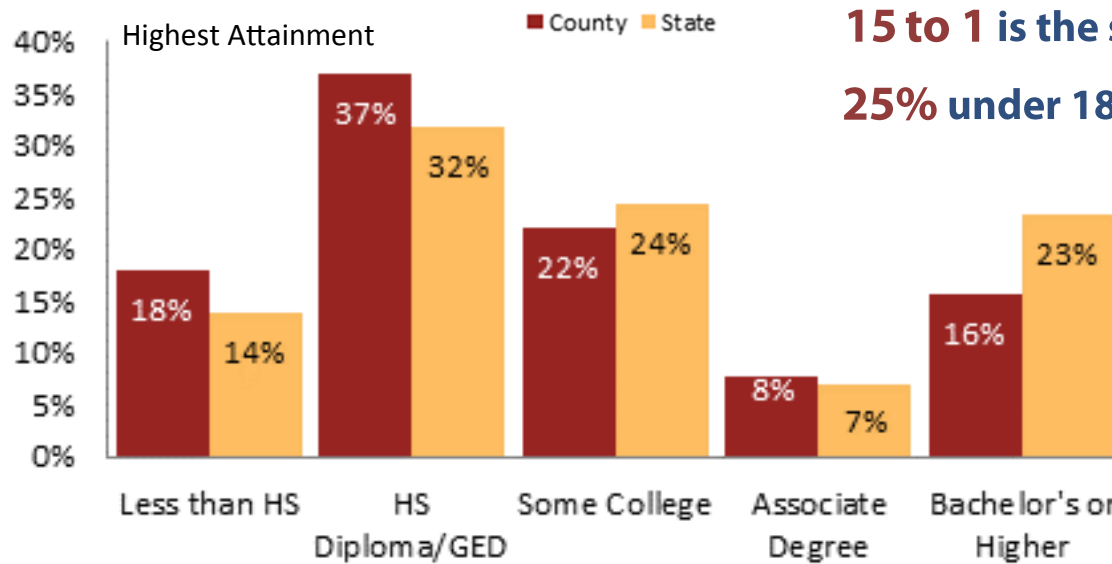


Education

52% of students eligible for free/reduced lunch (65th)

15 to 1 is the student to teacher ratio (42nd)

25% under 18 yrs. are children of color (65th)



Health

27% of adults smoke (22nd)

22% of residents under 65 are uninsured (51st)

37% of adults are obese (8th)

93 births per 1000 teenage girls (2nd)

11% are enrolled in Medicare (66th)

3% are receiving social security disability (41st)

57th

Overall healthiest

For more county level data sheets and source information visit

www.okpolicy.org/countystats

A rank of 1st indicates highest and 77th is lowest