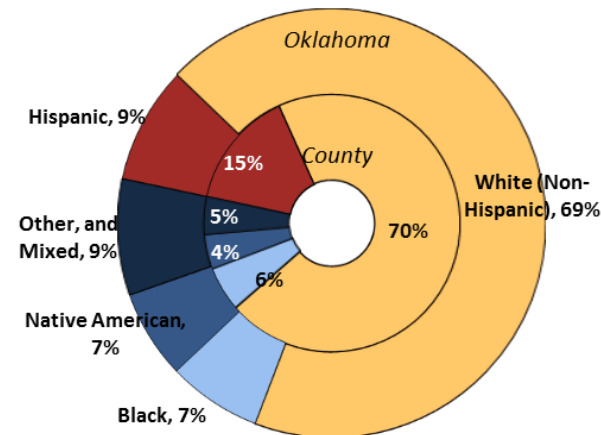
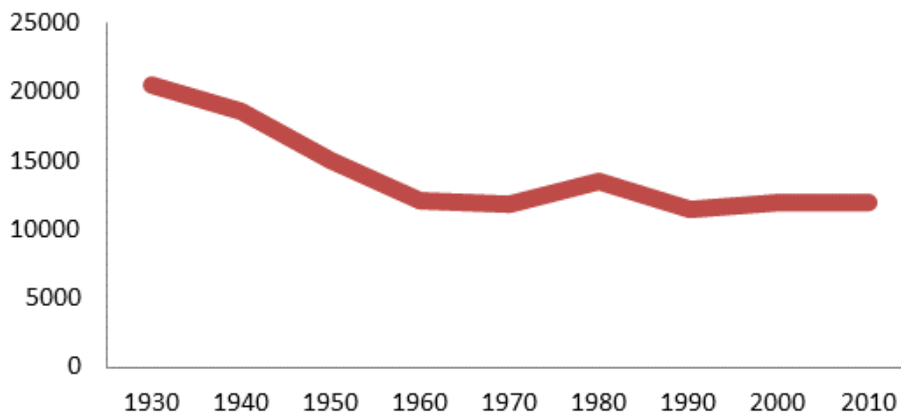


Demographics

Population **9,720** (60th of 77) counties



Economy

13% employed in state and local government (49th)

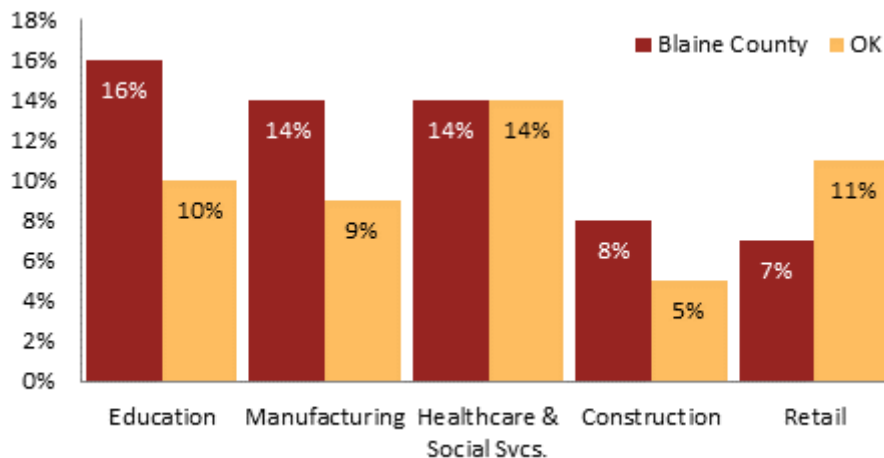
Median Household Income
\$40,797 (38th)

51% of working-age civilians in labor force (70th)

16% are employed in farming (21st)

24% of children live in poverty (43rd)

Top 5 Employment Sectors

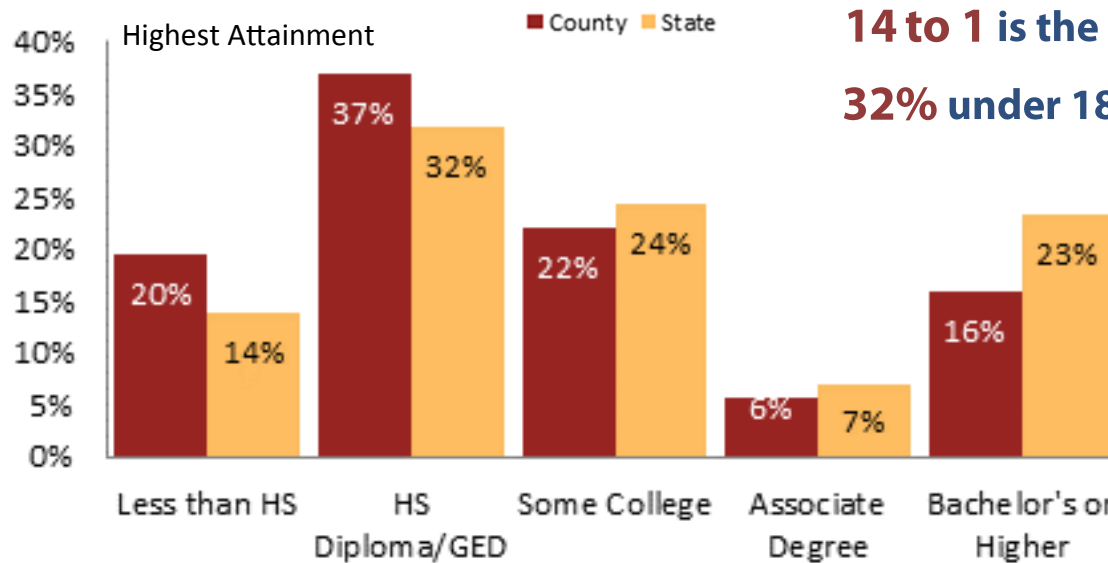


Education

71% of students eligible for free/reduced lunch (24th)

14 to 1 is the student to teacher ratio (46th)

32% under 18 yrs. are children of color (51st)



Health

20% of adults smoke (59th)

21% of residents under 65 are uninsured (58th)

32% of adults are obese (50th)

68 births per 1000 teenage girls (29th)

16% are enrolled in Medicare (22nd)

3% are receiving social security disability (37th)

44th

Overall healthiest

For more county level data sheets and source information visit

www.okpolicy.org/countystats

A rank of 1st indicates highest and 77th is lowest