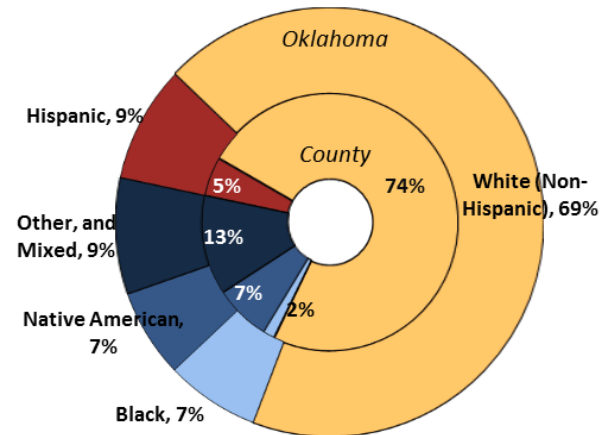
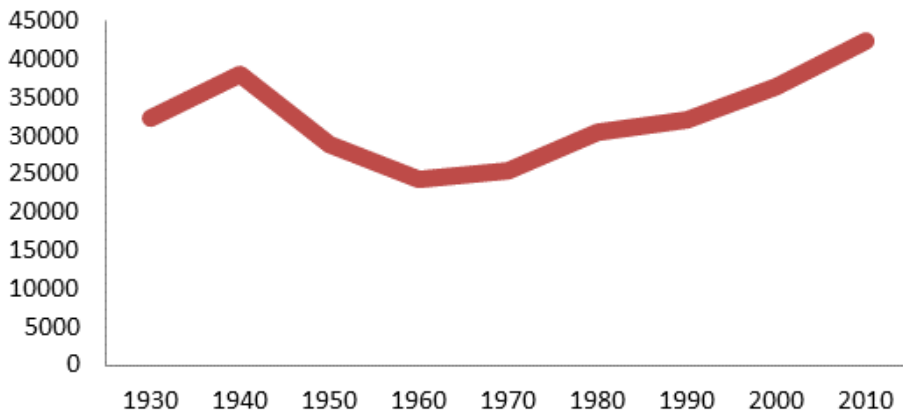


Demographics

Population **44,244** (23rd of 77) counties



Economy

Median Household Income
\$37,157 (51st)

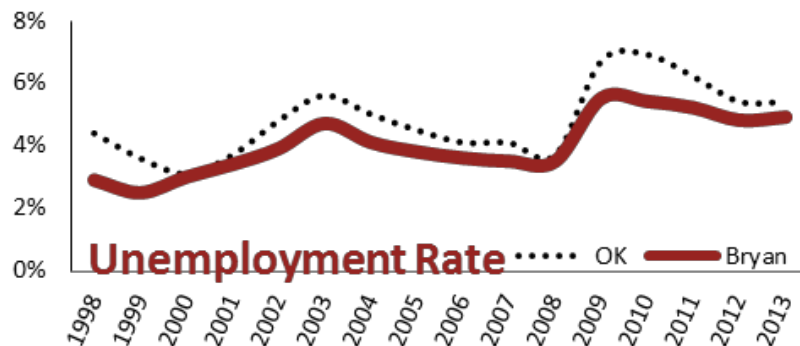
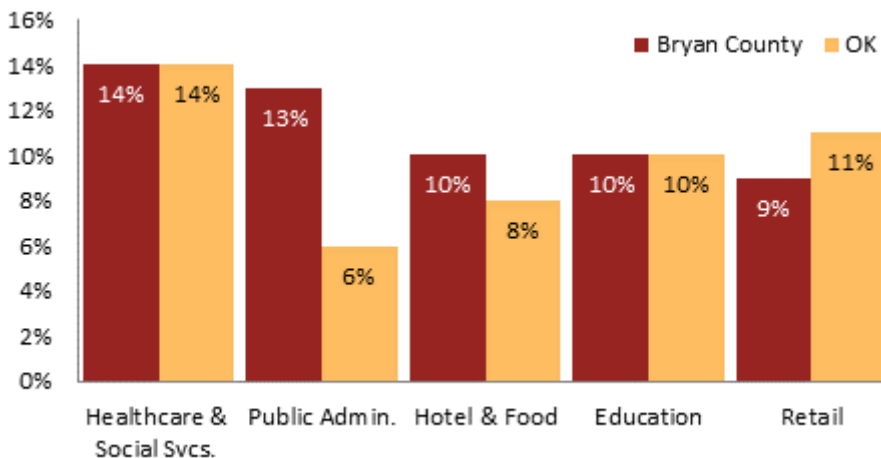
27% employed in state and local government (7th)

59% of working-age civilians in labor force (34th)

8% are employed in farming (52nd)

26% of children live in poverty (37th)

Top 5 Employment Sectors

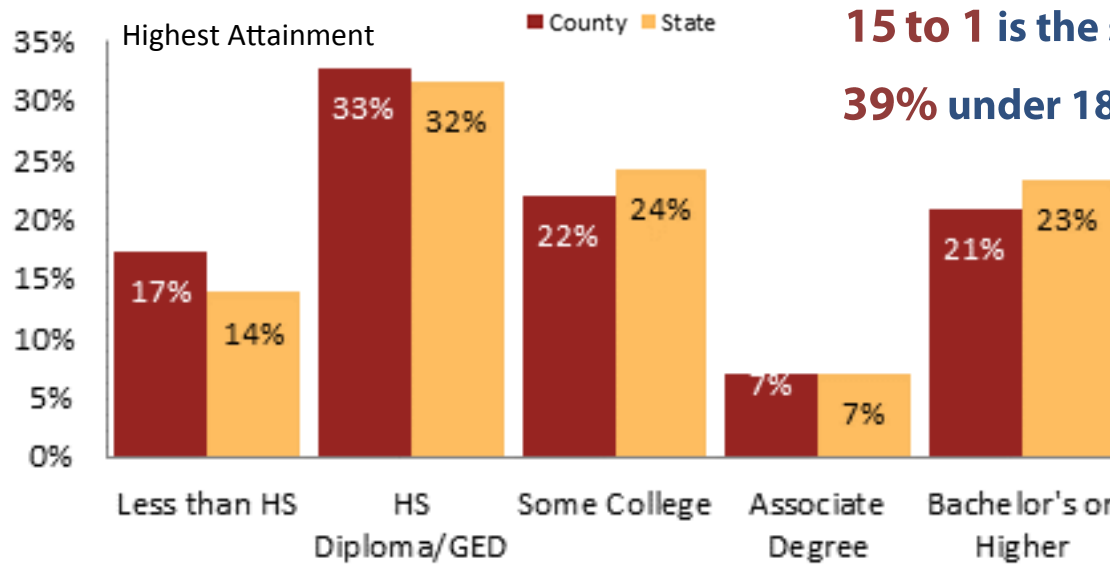


Education

70% of students eligible for free/reduced lunch (27th)

15 to 1 is the student to teacher ratio (29th)

39% under 18 yrs. are children of color (37th)



Health

26% of adults smoke (30th)

25% of residents under 65 are uninsured (17th)

33% of adults are obese (35th)

66 births per 1000 teenage girls (34th)

14% are enrolled in Medicare (40th)

4% are receiving social security disability (21st)

36th

Overall healthiest

For more county level data sheets and source information visit

www.okpolicy.org/countystats

A rank of 1st indicates highest and 77th is lowest