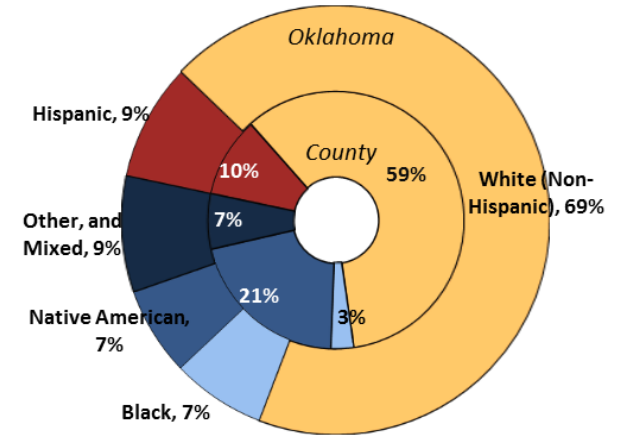
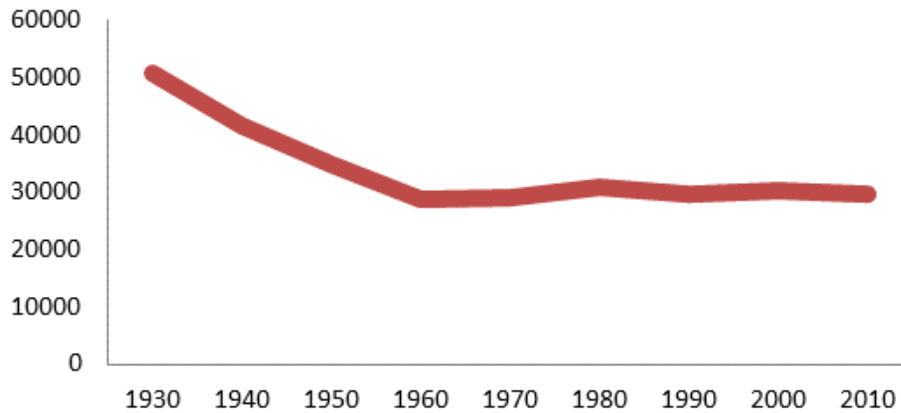


Demographics

Population 29,594 (33rd of 77) counties



Economy

Median Household Income
\$34,246 (61st)

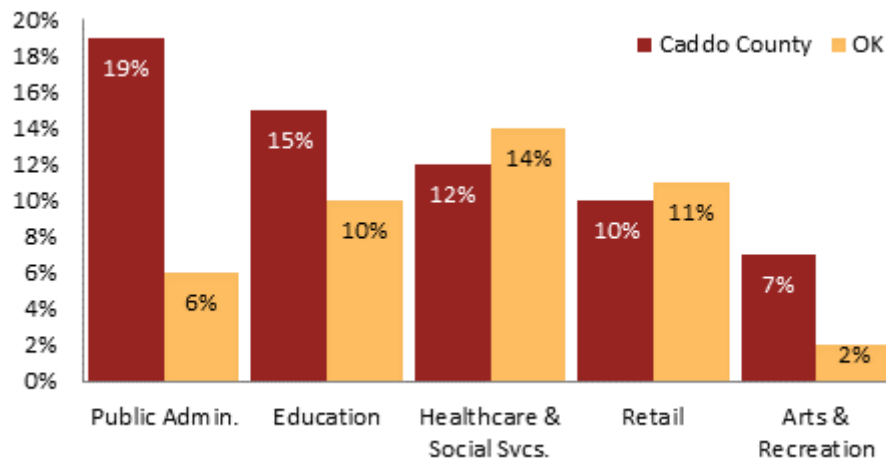
20% employed in state and local government (17th)

52% of working-age civilians in labor force (67th)

14% are employed in farming (30th)

30% of children live in poverty (22nd)

Top 5 Employment Sectors

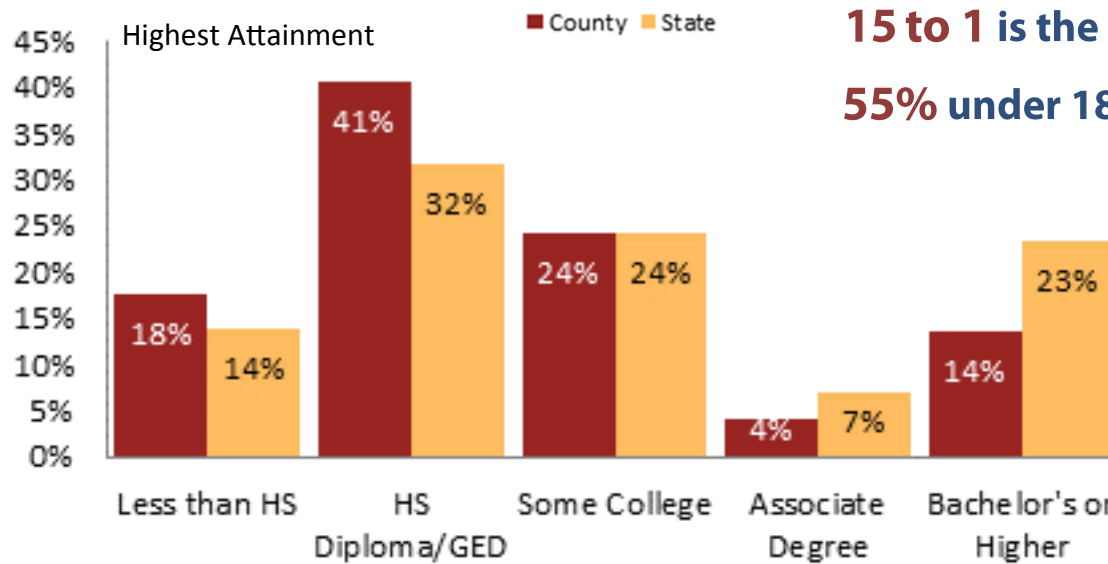


Education

72% of students eligible for free/reduced lunch (18th)

15 to 1 is the student to teacher ratio (43rd)

55% under 18 yrs. are children of color (6th)



Health

27% of adults smoke (26th)

26% of residents under 65 are uninsured (11th)

35% of adults are obese (17th)

72 births per 1000 teenage girls (17th)

15% are enrolled in Medicare (30th)

3% are receiving social security disability (28th)

41st

Overall healthiest

For more county level data sheets and source information visit

www.okpolicy.org/countystats

A rank of 1st indicates highest and 77th is lowest