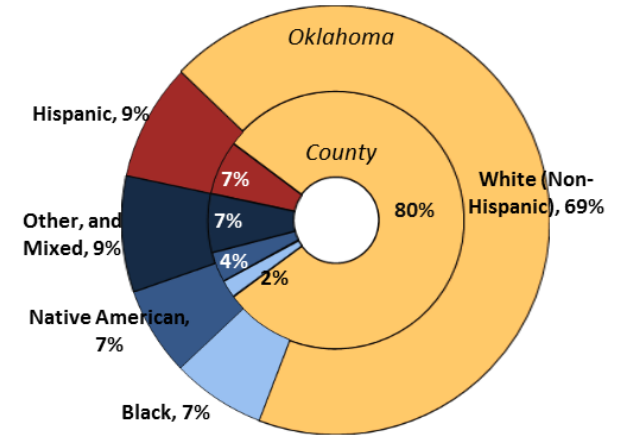
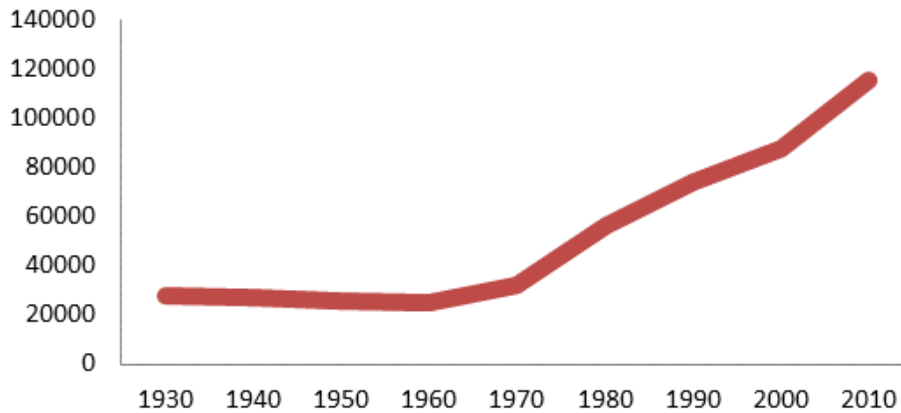


Demographics

Population 126,123 (4th of 77) counties



Economy

Median Household Income
\$62,984 (1st)

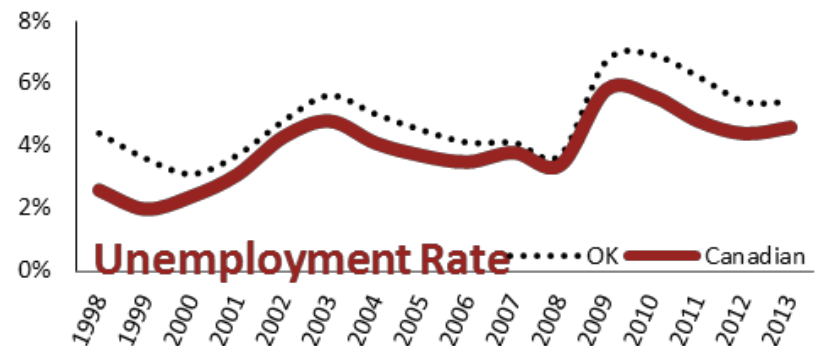
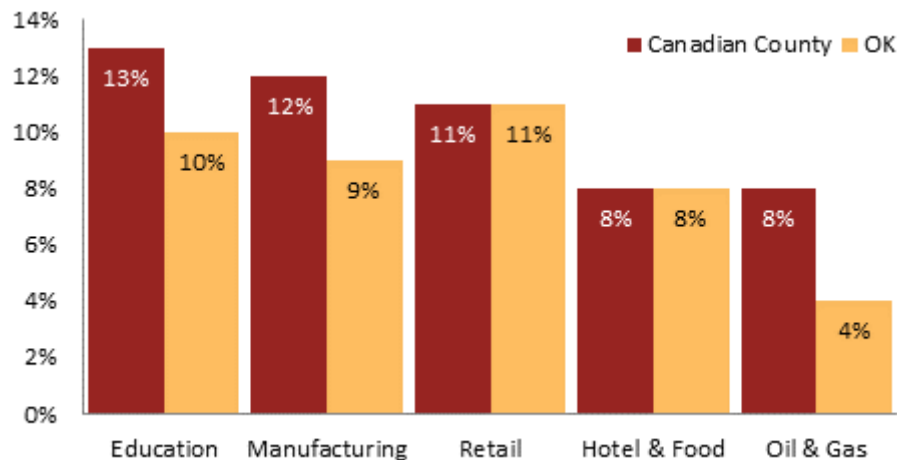
11% employed in state and local government (60th)

69% of working-age civilians in labor force (2nd)

3% are employed in farming (71st)

12% of children live in poverty (77th)

Top 5 Employment Sectors

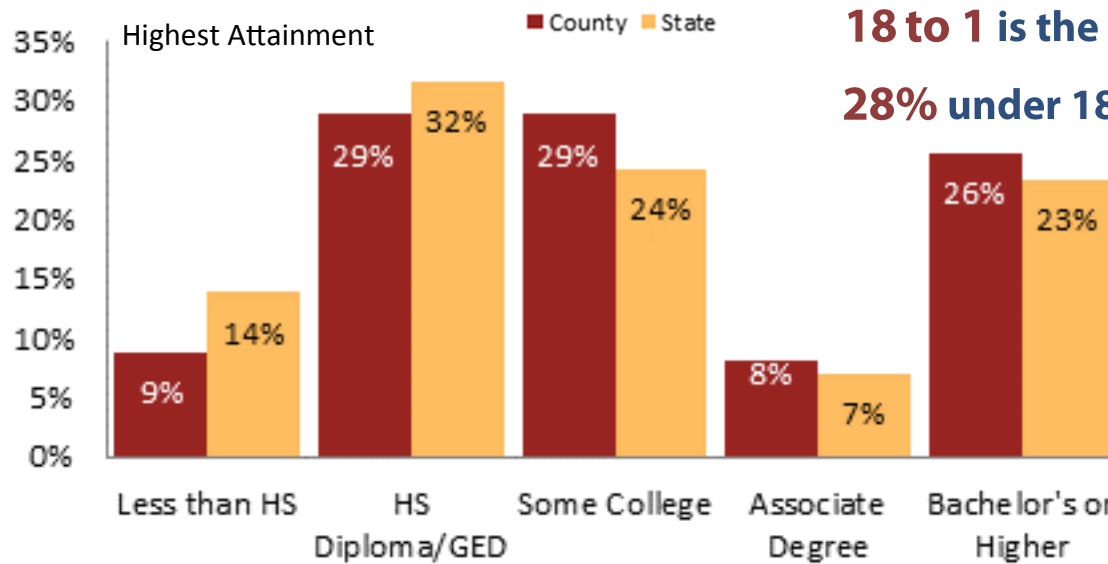


Education

40% of students eligible for free/reduced lunch (77th)

18 to 1 is the student to teacher ratio (2nd)

28% under 18 yrs. are children of color (60th)



Health

21% of adults smoke (55th)

16% of residents under 65 are uninsured (77th)

31% of adults are obese (65th)

34 births per 1000 teenage girls (71st)

8% are enrolled in Medicare (74th)

1% are receiving social security disability (75th)

6th

Overall healthiest

For more county level data sheets and source information visit

www.okpolicy.org/countystats

A rank of 1st indicates highest and 77th is lowest