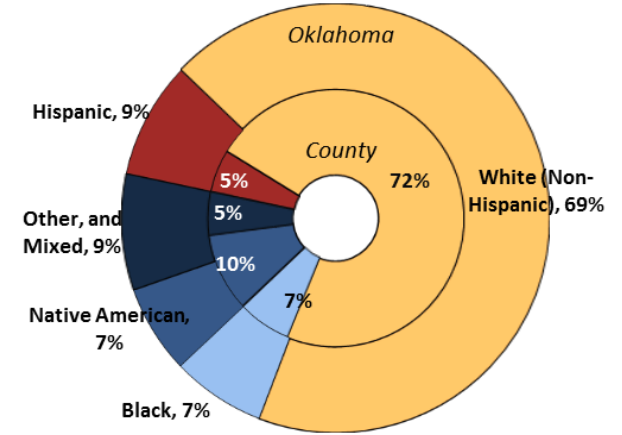
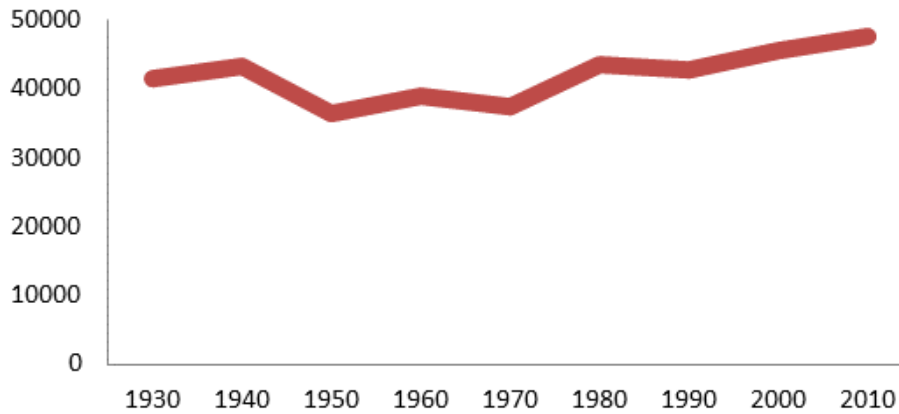


### Demographics

Population **48,491** (16th of 77) counties



### Economy

Median Household Income **\$45,787** (19th)

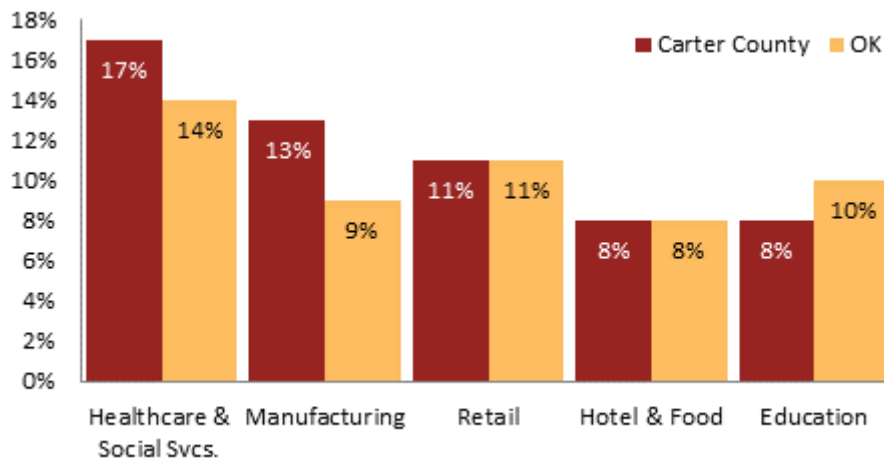
**10%** employed in state and local government (69th)

**59%** of working-age civilians in labor force (31st)

**4%** are employed in farming (68th)

**25%** of children live in poverty (39th)

Top 5 Employment Sectors

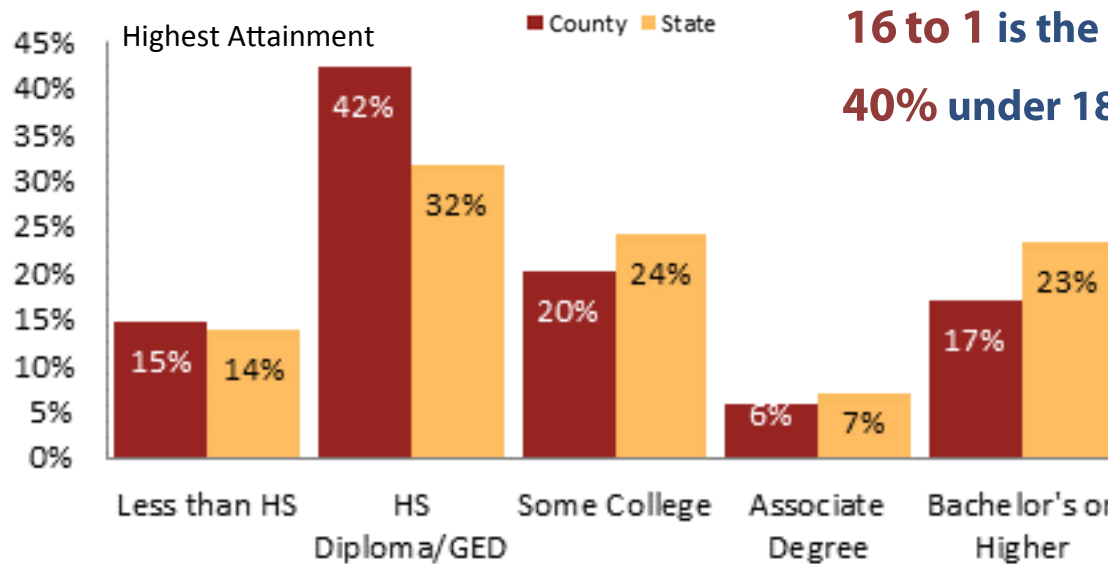


### Education

**67%** of students eligible for free/reduced lunch (38th)

**16 to 1** is the student to teacher ratio (14th)

**40%** under 18 yrs. are children of color (35th)



### Health

**23%** of adults smoke (44th)

**24%** of residents under 65 are uninsured (27th)

**36%** of adults are obese (9th)

**71** births per 1000 teenage girls (20th)

**15%** are enrolled in Medicare (31st)

**3%** are receiving social security disability (25th)

# 60th

**Overall healthiest**

For more county level data sheets and source information visit

[www.okpolicy.org/countystats](http://www.okpolicy.org/countystats)

A rank of 1<sup>st</sup> indicates highest and 77<sup>th</sup> is lowest