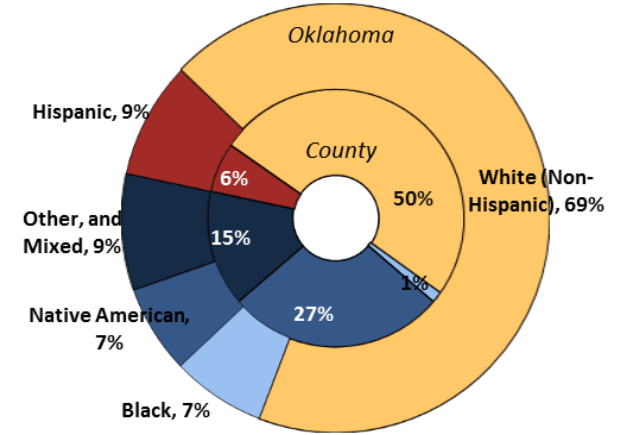
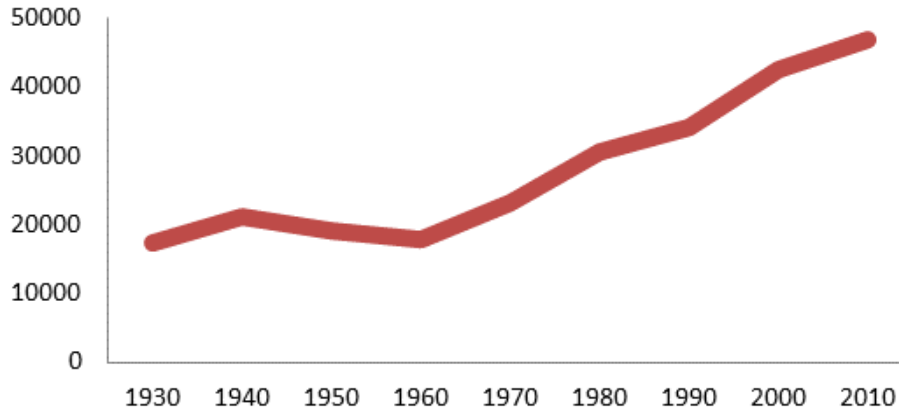


### Demographics

Population **48,017** (17th of 77) counties



### Economy

Median Household Income **\$35,482** (59th)

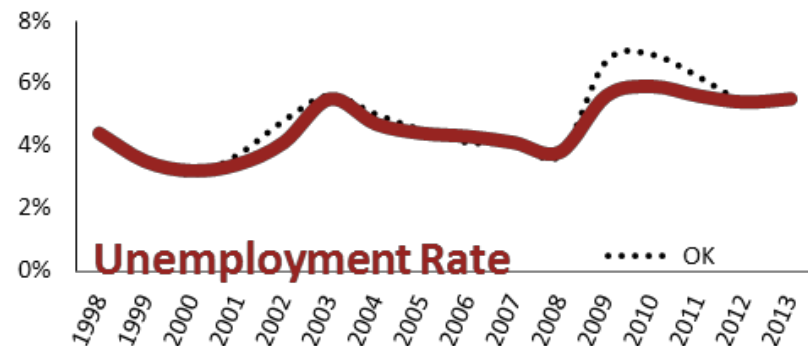
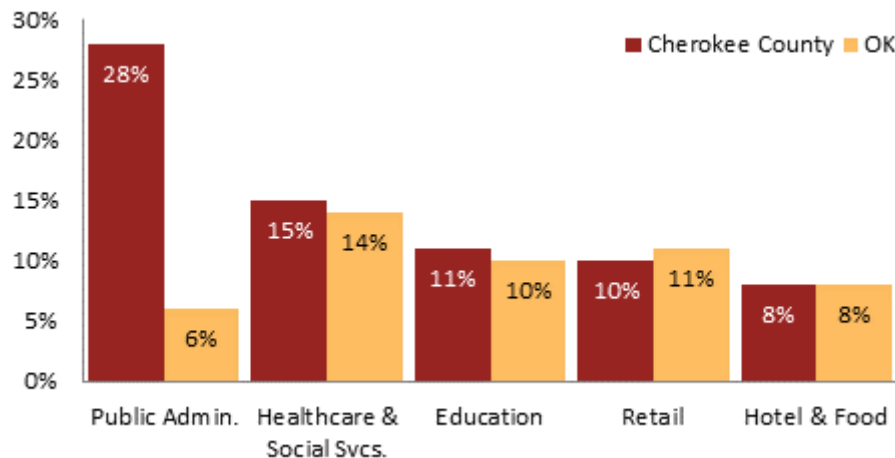
**31%** employed in state and local government (6th)

**55%** of working-age civilians in labor force (55th)

**11%** are employed in farming (40th)

**32%** of children live in poverty (13th)

Top 5 Employment Sectors



Unemployment Rate

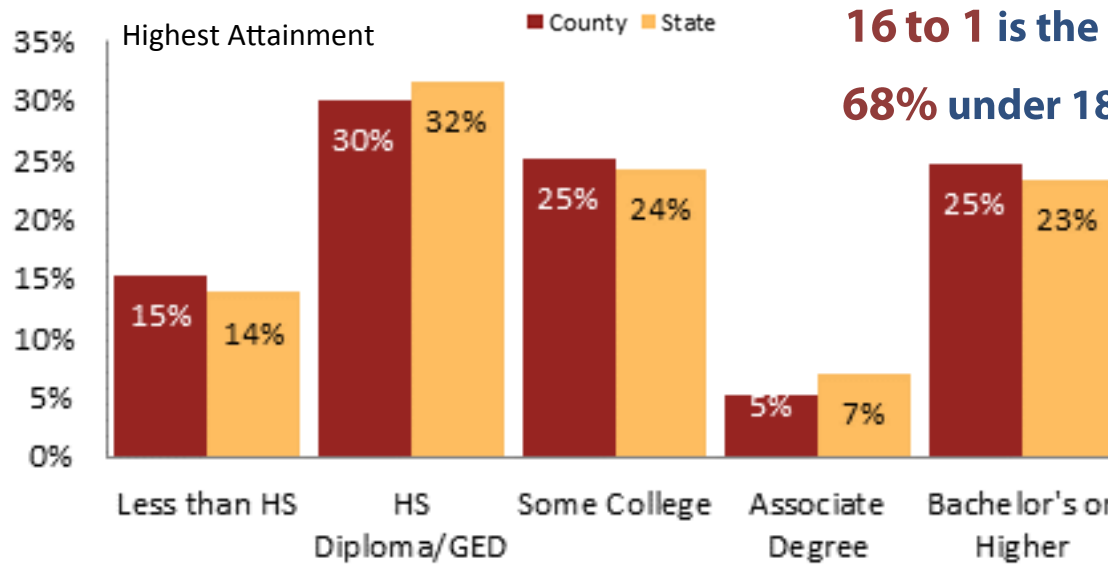
..... OK

### Education

**76%** of students eligible for free/reduced lunch (10th)

**16 to 1** is the student to teacher ratio (24th)

**68%** under 18 yrs. are children of color (2nd)



### Health

**26%** of adults smoke (28th)

**28%** of residents under 65 are uninsured (5th)

**35%** of adults are obese (17th)

**50** births per 1000 teenage girls (56th)

**11%** are enrolled in Medicare (65th)

**3%** are receiving social security disability (30th)

# 34th

**Overall healthiest**

For more county level data sheets and source information visit

[www.okpolicy.org/countystats](http://www.okpolicy.org/countystats)

A rank of 1<sup>st</sup> indicates highest and 77<sup>th</sup> is lowest