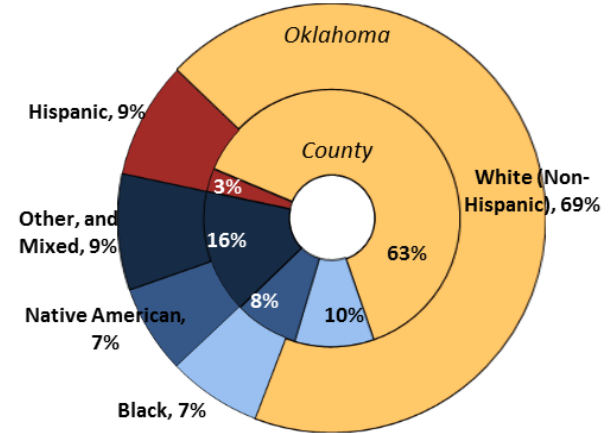
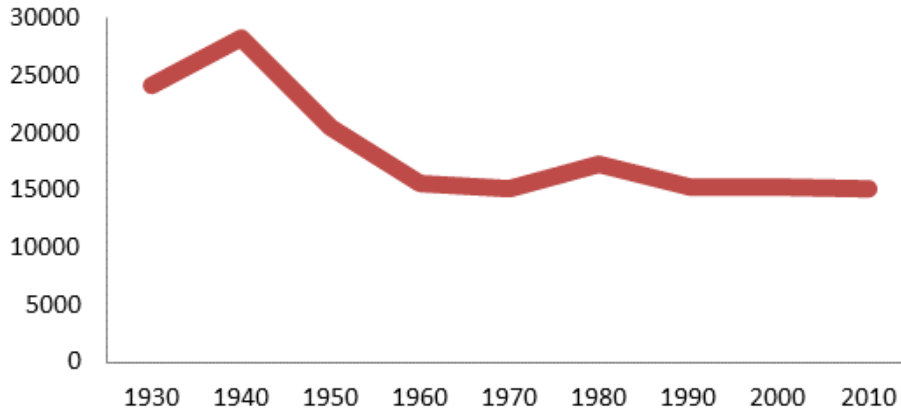


Demographics

Population 15,045 (46th of 77) counties



Economy

Median Household Income
\$30,115 (76th)

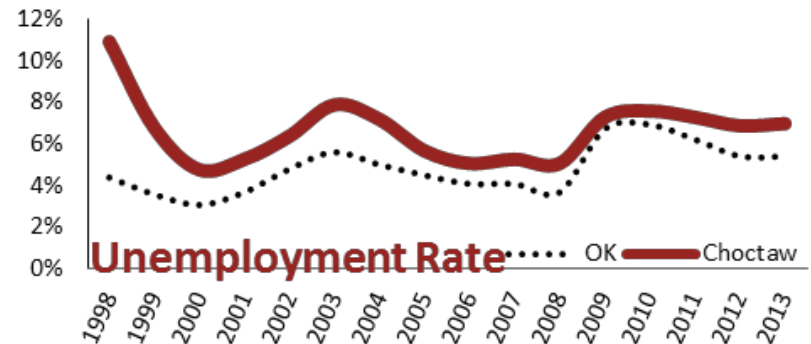
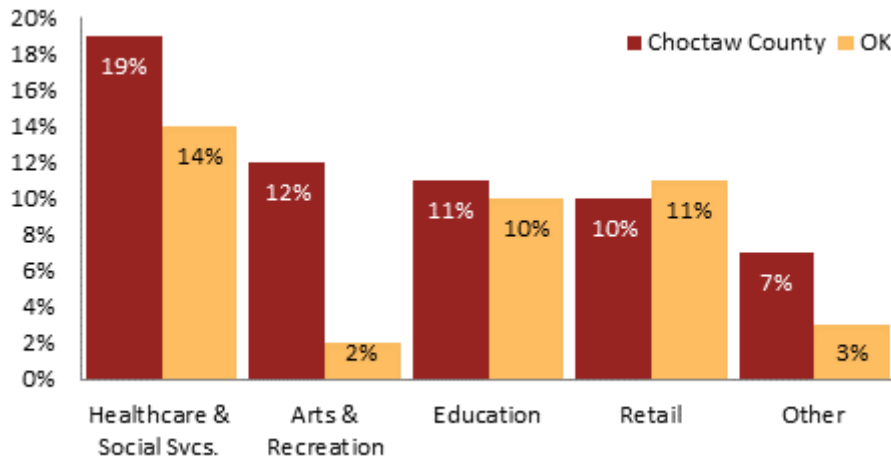
19% employed in state and local government (18th)

52% of working-age civilians in labor force (66th)

16% are employed in farming

35% of children live in poverty (5th)

Top 5 Employment Sectors

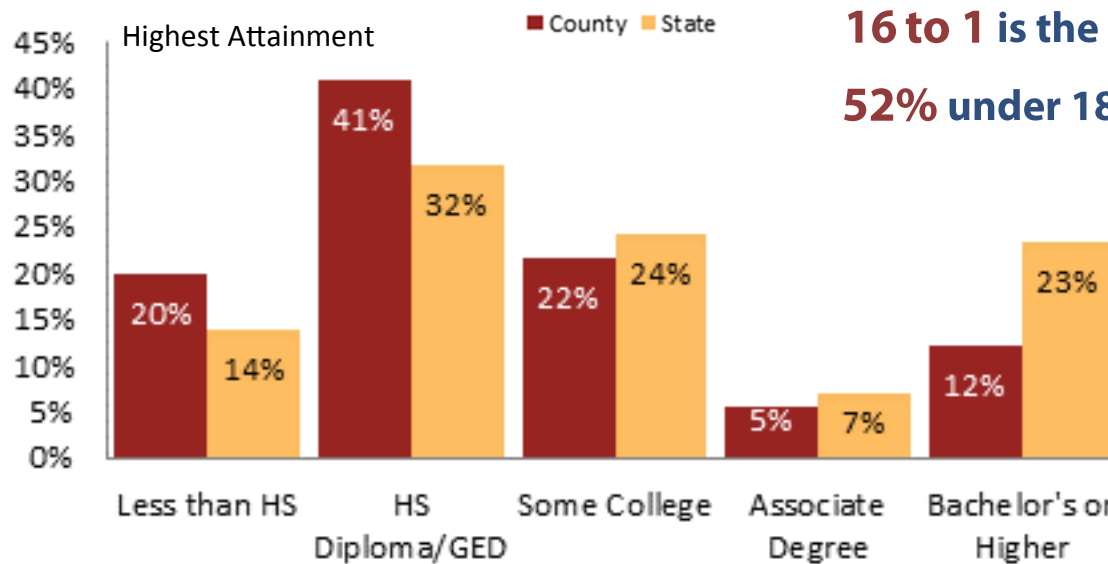


Education

82% of students eligible for free/reduced lunch (2nd)

16 to 1 is the student to teacher ratio (24th)

52% under 18 yrs. are children of color (10th)



Health

27% of adults smoke (23rd)

23% of residents under 65 are uninsured (33rd)

34% of adults are obese (27th)

94 births per 1000 teenage girls (1st)

18% are enrolled in Medicare (11th)

6% are receiving social security disability (1st)

70th

Overall healthiest

For more county level data sheets and source information visit

www.okpolicy.org/countystats

A rank of 1st indicates highest and 77th is lowest