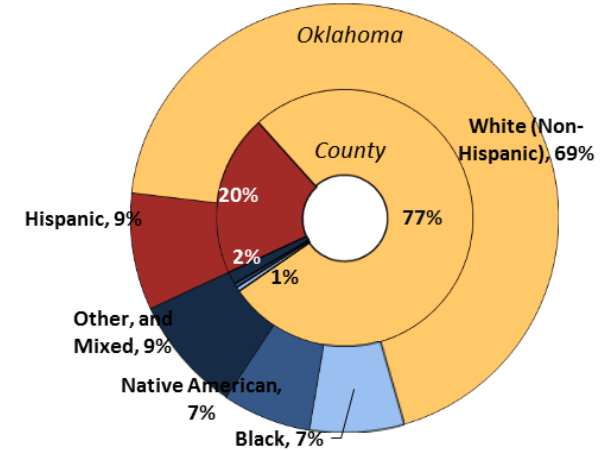
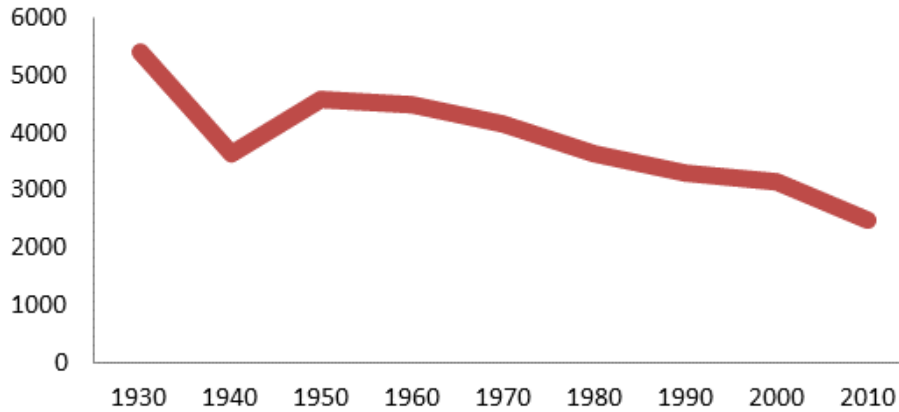


Demographics

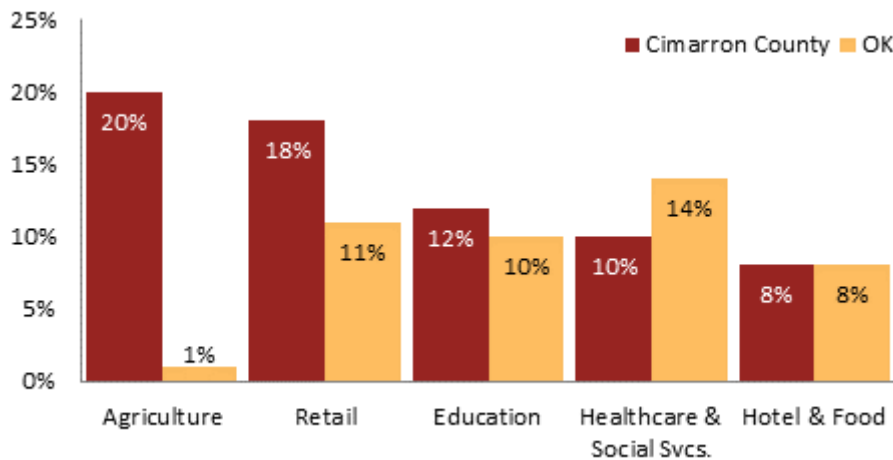
Population **2,335** (77th of 77) counties



Economy

Median Household Income
\$39,376 (42nd)

Top 5 Employment Sectors

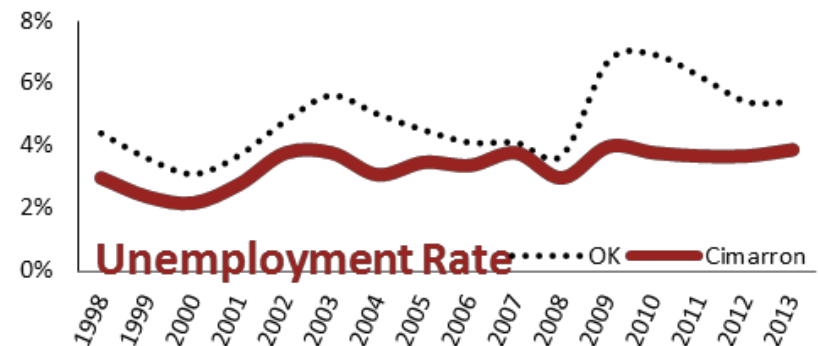


11% employed in state and local government (56th)

61% of working-age civilians in labor force (24th)

30% are employed in farming (1st)

27% of children live in poverty (32nd)

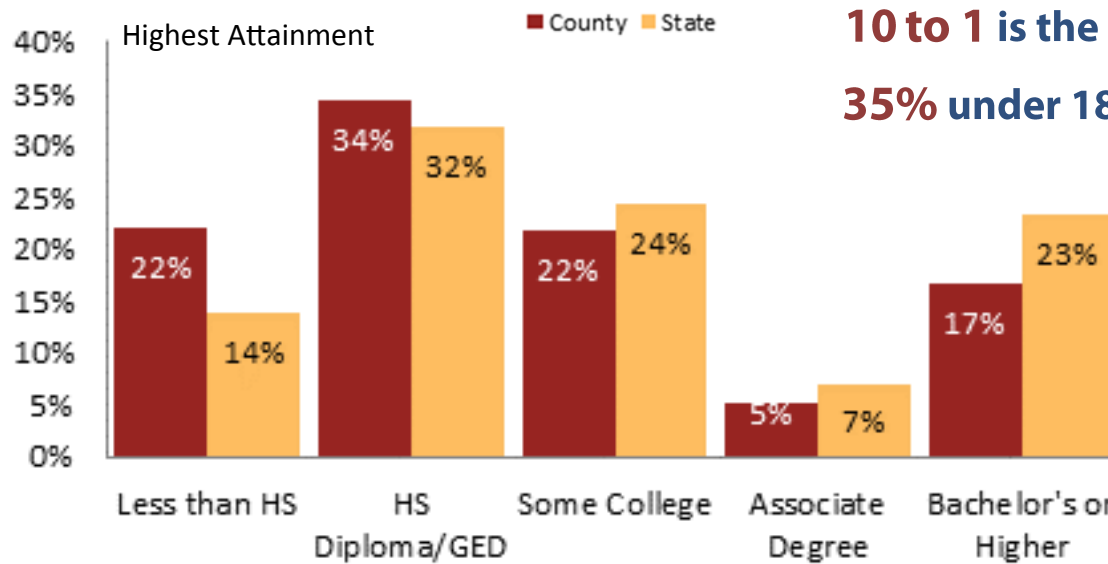


Education

69% of students eligible for free/reduced lunch (28th)

10 to 1 is the student to teacher ratio (77th)

35% under 18 yrs. are children of color (47th)



Health

0% of adults smoke (NA)

28% of residents under 65 are uninsured (2nd)

31% of adults are obese (63rd)

64 births per 1000 teenage girls (39th)

20% are enrolled in Medicare (2nd)

2% are receiving social security disability (62nd)

3rd

Overall healthiest

For more county level data sheets and source information visit

www.okpolicy.org/countystats

A rank of 1st indicates highest and 77th is lowest