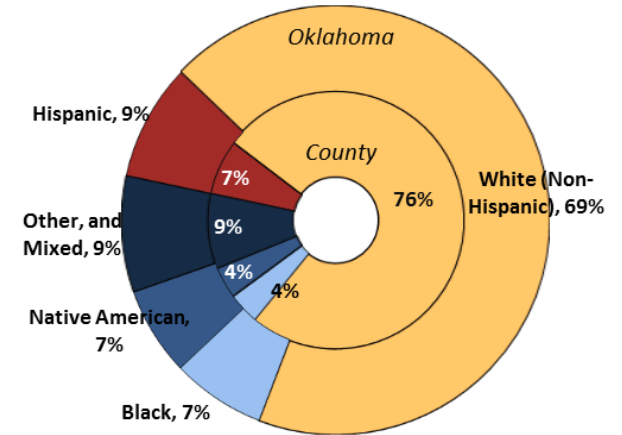
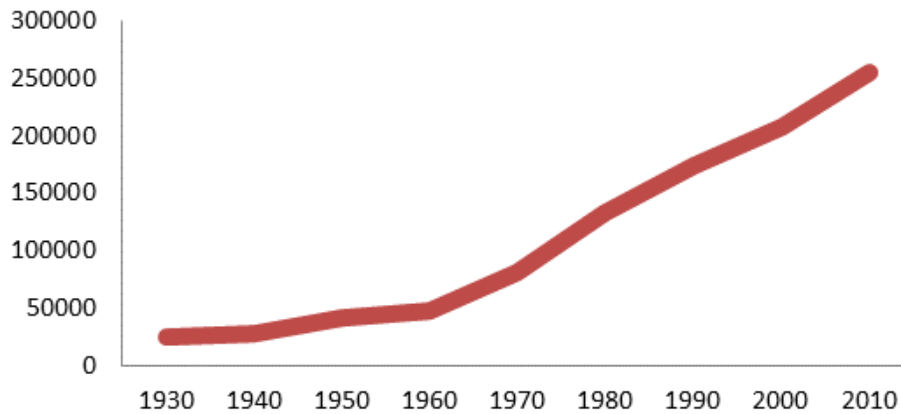


### Demographics

Population **269,340** (3rd of 77) counties



### Economy

Median Household Income **\$54,036** (5th)

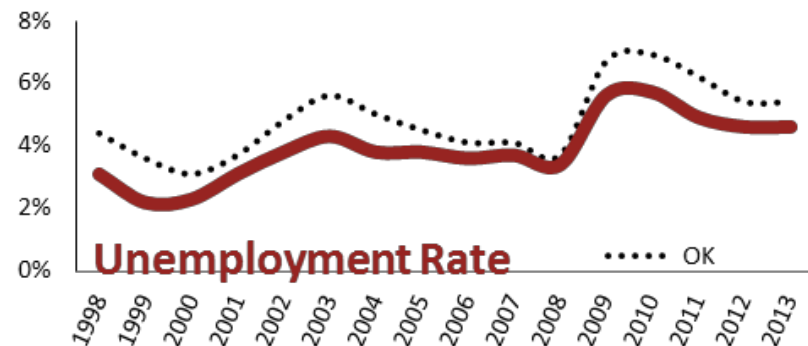
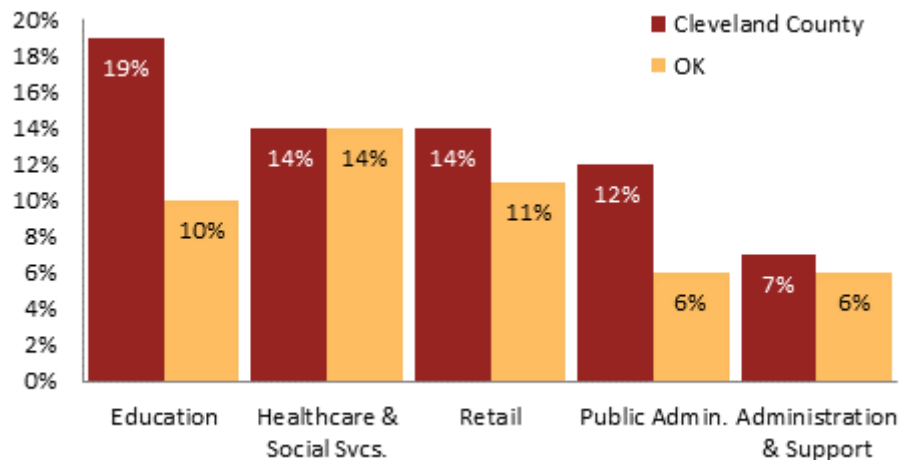
**19%** employed in state and local government (19th)

**66%** of working-age civilians in labor force (5th)

**1%** are employed in farming (75th)

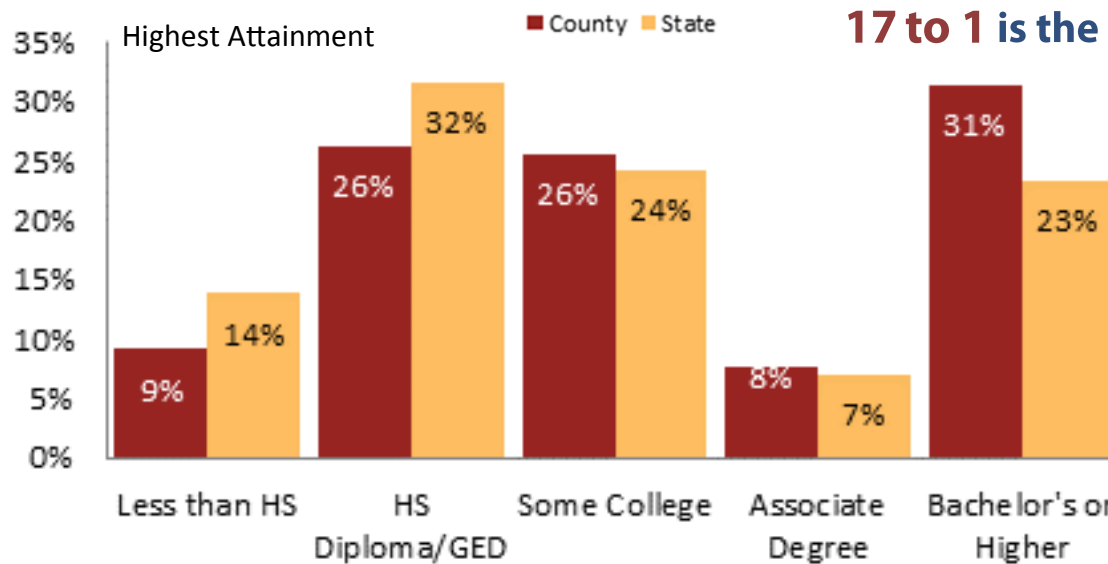
**14%** of children live in poverty (74th)

#### Top 5 Employment Sectors



### Education

47% of students eligible for free/reduced lunch (74th)



17 to 1 is the student to teacher ratio (8th)

34% under 18 yrs. are children of color (48th)

### Health

21% of adults smoke (55th)

18% of residents under 65 are uninsured (74th)

29% of adults are obese (75th)

23 births per 1000 teenage girls (76th)

7% are enrolled in Medicare (75th)

1% are receiving social security disability (70th)

# 2nd

Overall healthiest

For more county level data sheets and source information visit

[www.okpolicy.org/countystats](http://www.okpolicy.org/countystats)

A rank of 1<sup>st</sup> indicates highest and 77<sup>th</sup> is lowest