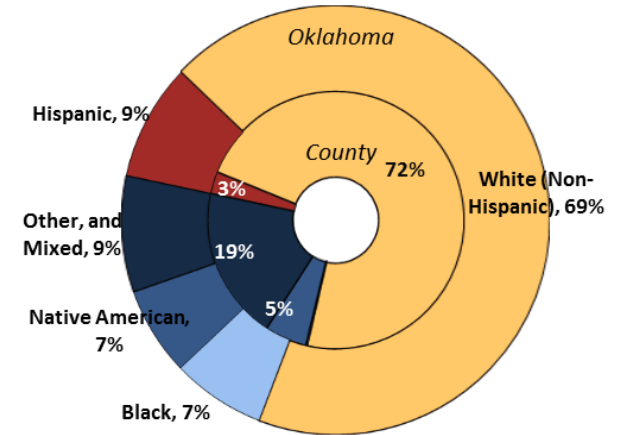
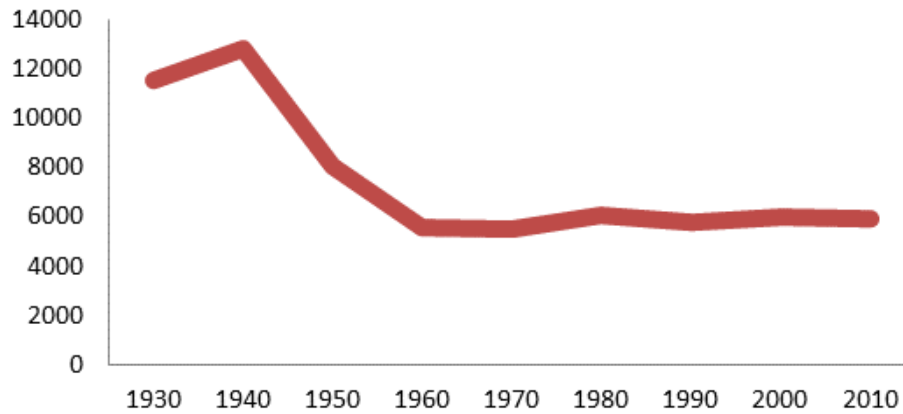


Demographics

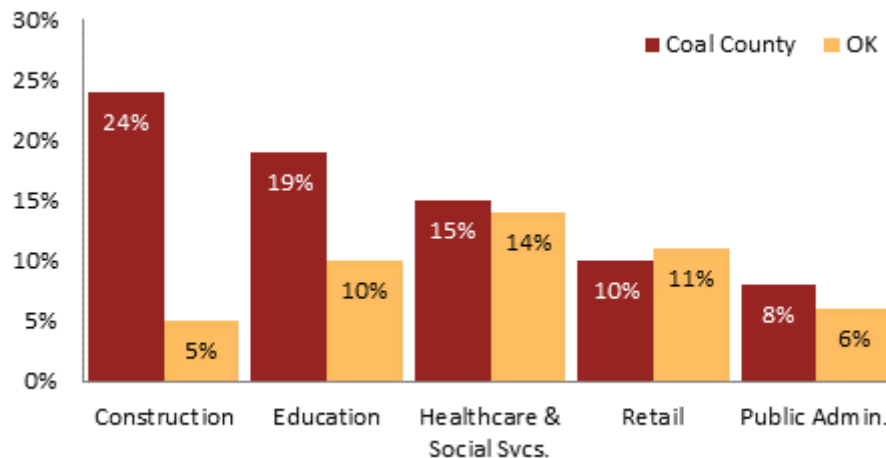
Population **5,867** (68th of 77) counties



Economy

Median Household Income **\$33,185** (65th)

Top 5 Employment Sectors

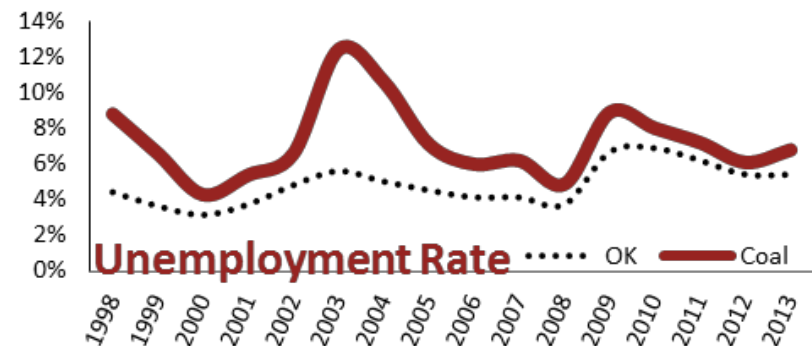


15% employed in state and local government (43rd)

53% of working-age civilians in labor force (61st)

23% are employed in farming (8th)

31% of children live in poverty (18th)



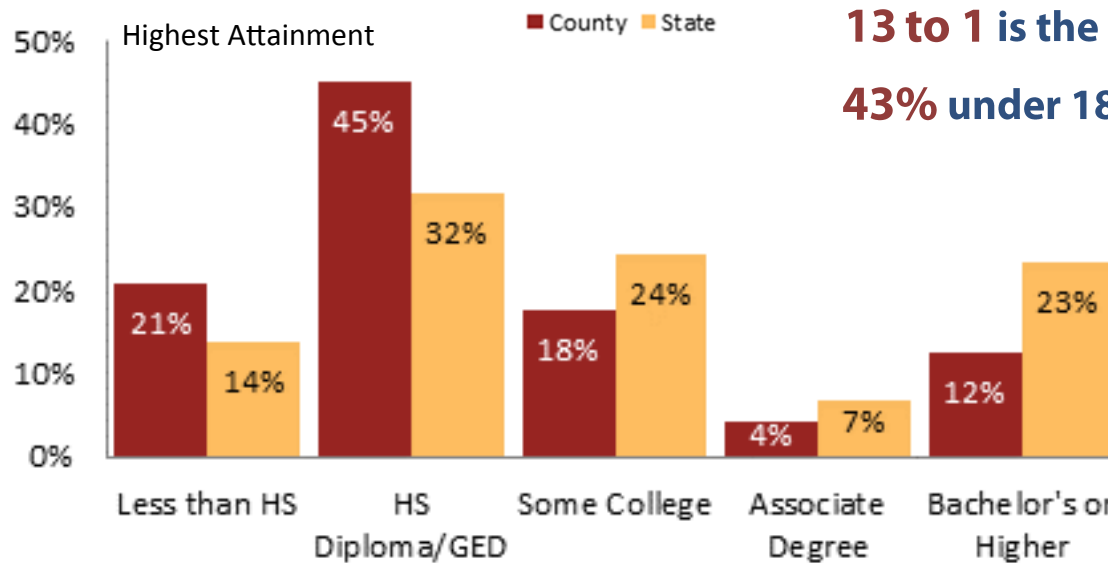
Unemployment Rate OK — Coal

Education

75% of students eligible for free/reduced lunch (12th)

13 to 1 is the student to teacher ratio (67th)

43% under 18 yrs. are children of color (30th)



Health

23% of adults smoke (44th)

26% of residents under 65 are uninsured (14th)

33% of adults are obese (36th)

78 births per 1000 teenage girls (7th)

15% are enrolled in Medicare (35th)

4% are receiving social security disability (15th)

74th

Overall healthiest

For more county level data sheets and source information visit

www.okpolicy.org/countystats

A rank of 1st indicates highest and 77th is lowest