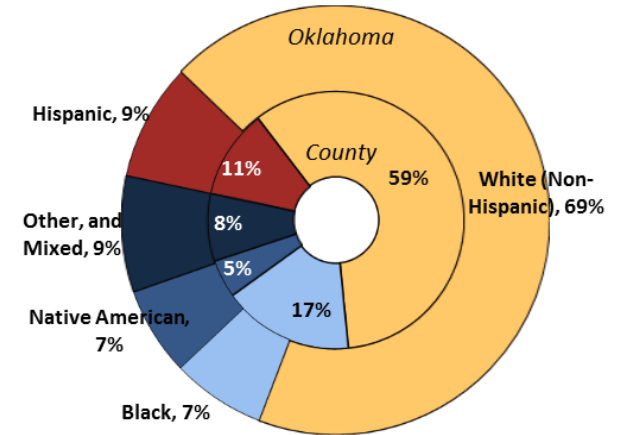
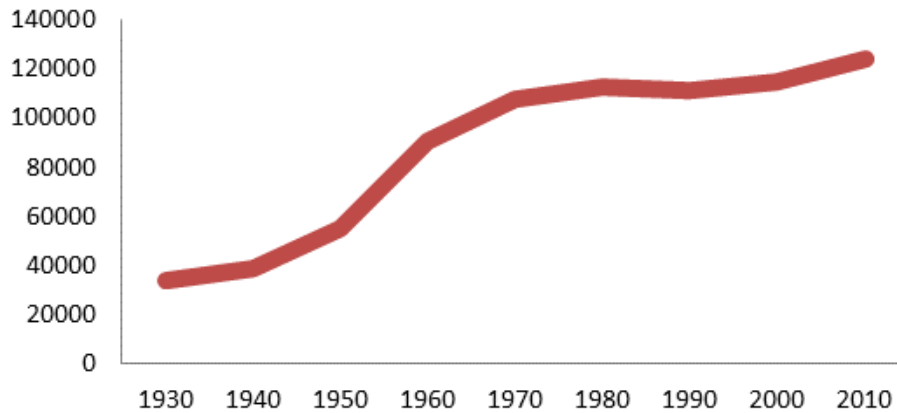


Demographics

Population 124,937 (5th of 77) counties



Economy

Median Household Income
\$44,726 (25th)

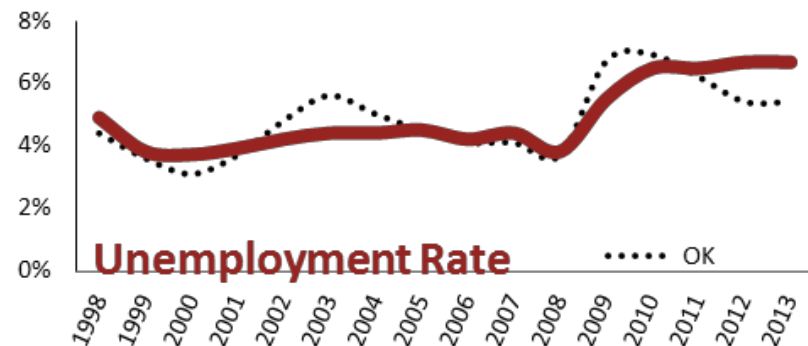
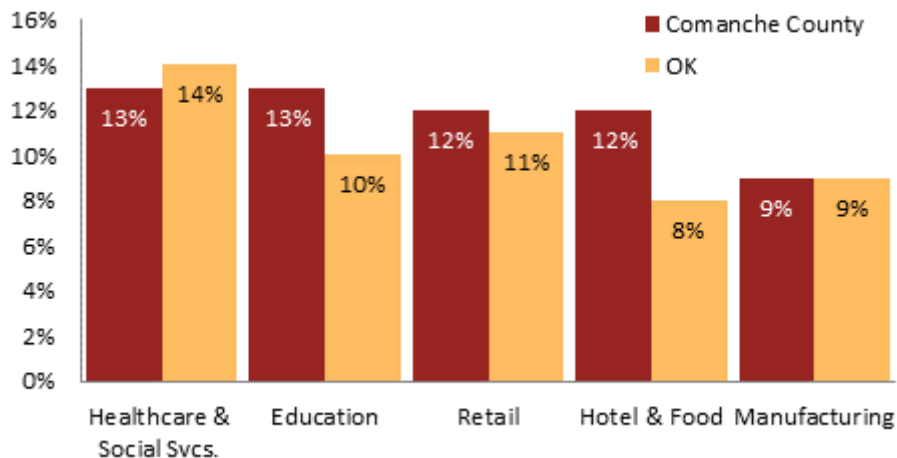
15% employed in state and local government (40th)

55% of working-age civilians in labor force (53rd)

2% are employed in farming (74th)

24% of children live in poverty (48th)

Top 5 Employment Sectors

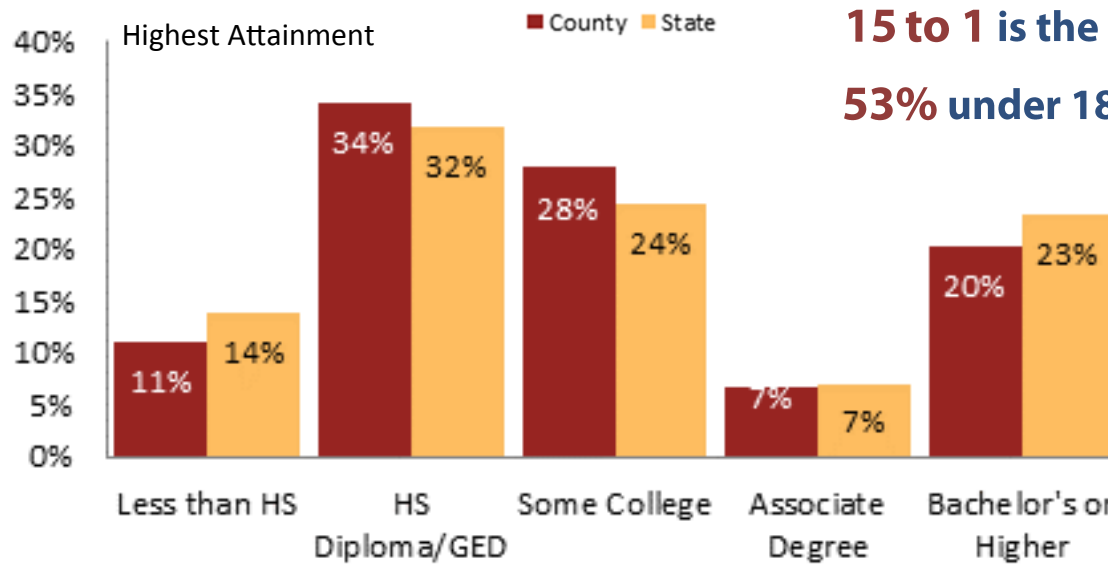


Education

59% of students eligible for free/reduced lunch (55th)

15 to 1 is the student to teacher ratio (34th)

53% under 18 yrs. are children of color (8th)



Health

30% of adults smoke (12th)

18% of residents under 65 are uninsured (73rd)

35% of adults are obese (26th)

56 births per 1000 teenage girls (48th)

10% are enrolled in Medicare (68th)

3% are receiving social security disability (40th)

32nd

Overall healthiest

For more county level data sheets and source information visit

www.okpolicy.org/countystats

A rank of 1st indicates highest and 77th is lowest