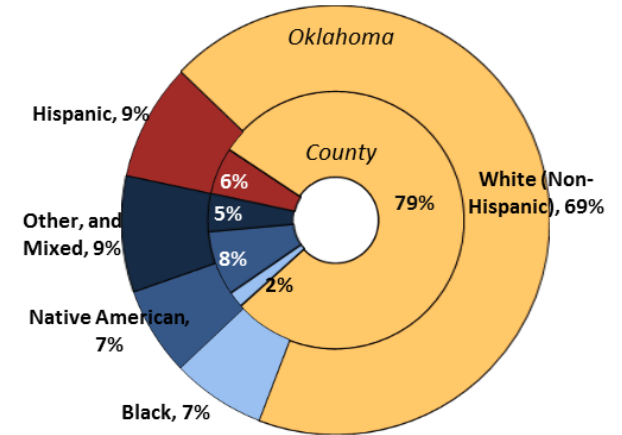
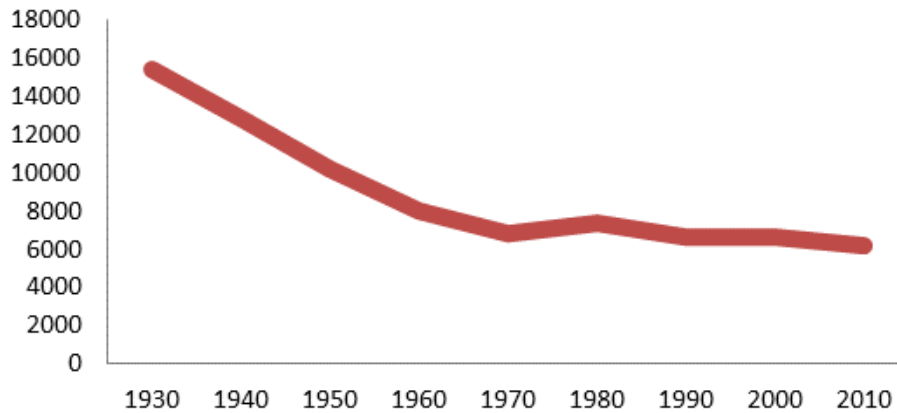


Demographics

Population **6,152** (67th of 77) counties



Economy

Median Household Income **\$38,044** (46th)


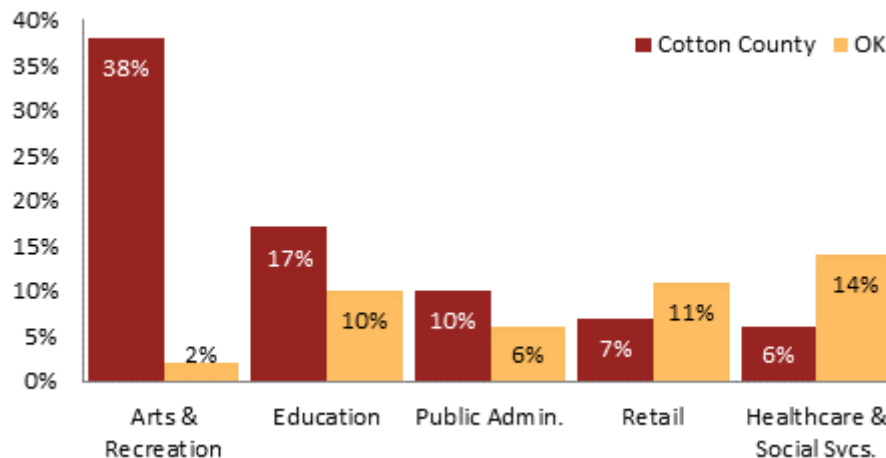
31% employed in state and local government (5th)

60% of working-age civilians in labor force (28th)

19% are employed in farming (17th)

24% of children live in poverty (44th)

Top 5 Employment Sectors

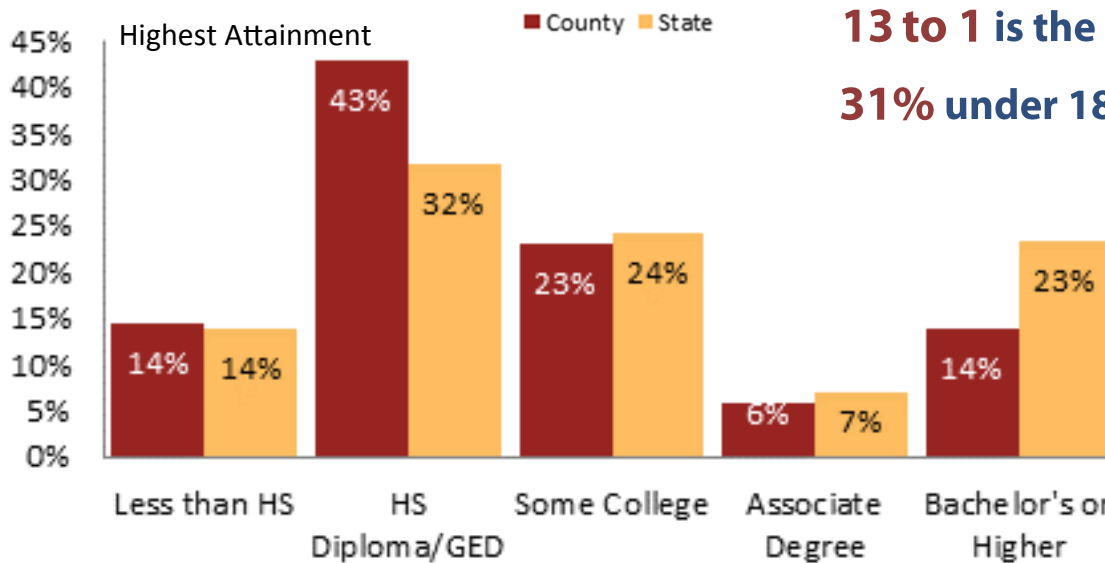


Education

60% of students eligible for free/reduced lunch (53rd)

13 to 1 is the student to teacher ratio (61st)

31% under 18 yrs. are children of color (54th)



Health

31% of adults smoke (8th)

21% of residents under 65 are uninsured (60th)

34% of adults are obese (30th)

62 births per 1000 teenage girls (43rd)

15% are enrolled in Medicare (33rd)

2% are receiving social security disability (52nd)

18th

Overall healthiest

For more county level data sheets and source information visit

www.okpolicy.org/countystats

A rank of 1st indicates highest and 77th is lowest