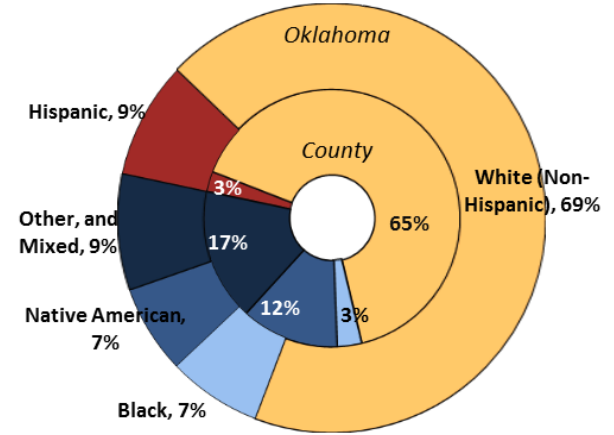
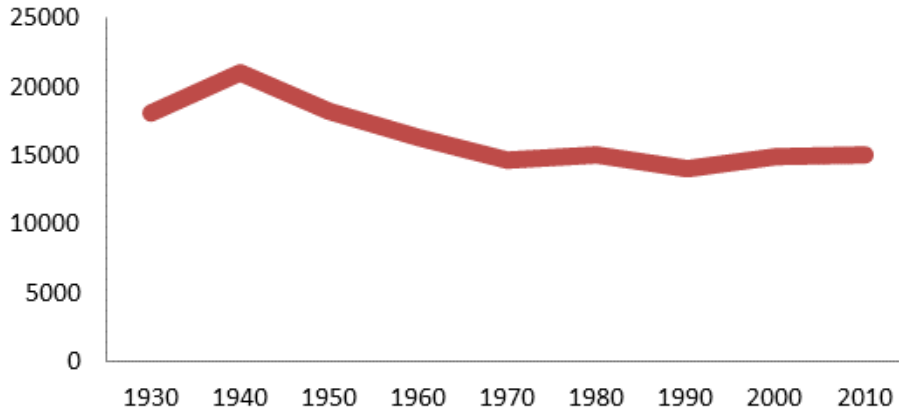


Demographics

Population 14,672 (47th of 77) counties



Economy

Median Household Income
\$37,586 (49th)

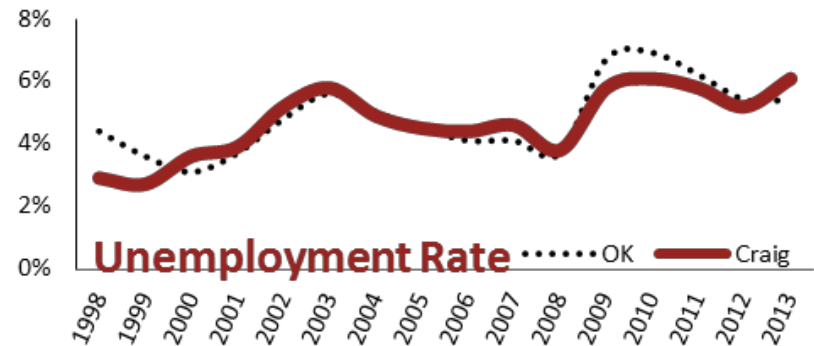
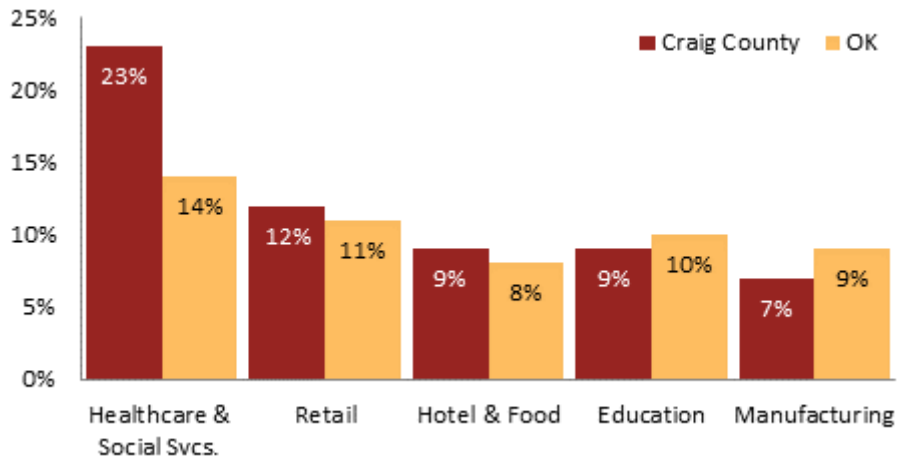
19% employed in state and local government (20th)

55% of working-age civilians in labor force (50th)

15% are employed in farming (27th)

27% of children live in poverty (34th)

Top 5 Employment Sectors

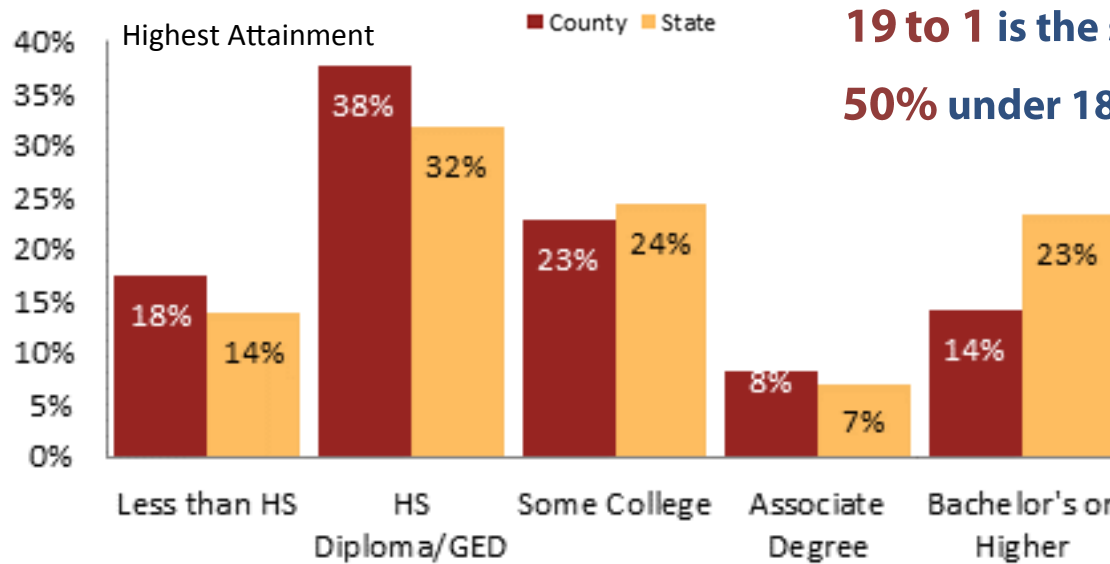


Education

68% of students eligible for free/reduced lunch (34th)

19 to 1 is the student to teacher ratio (1st)

50% under 18 yrs. are children of color (13th)



Health

21% of adults smoke (54th)

22% of residents under 65 are uninsured (49th)

36% of adults are obese (14th)

68 births per 1000 teenage girls (30th)

21% are enrolled in Medicare (1st)

4% are receiving social security disability (9th)

56th

Overall healthiest

For more county level data sheets and source information visit

www.okpolicy.org/countystats

A rank of 1st indicates highest and 77th is lowest