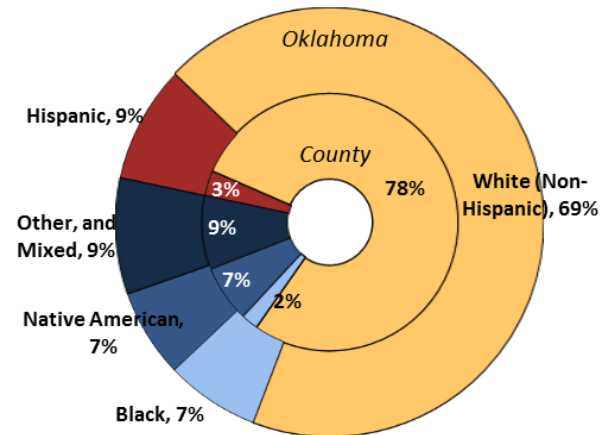
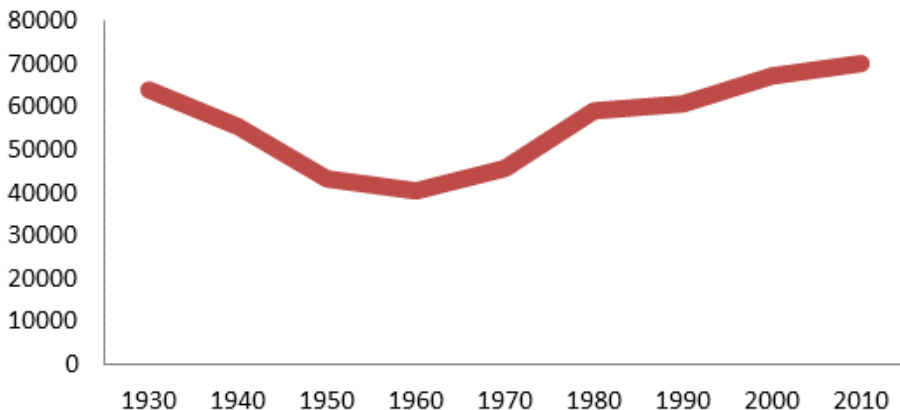


### Demographics

Population **70,470** (10th of 77) counties



### Economy

**10%** employed in state and local government (67th)

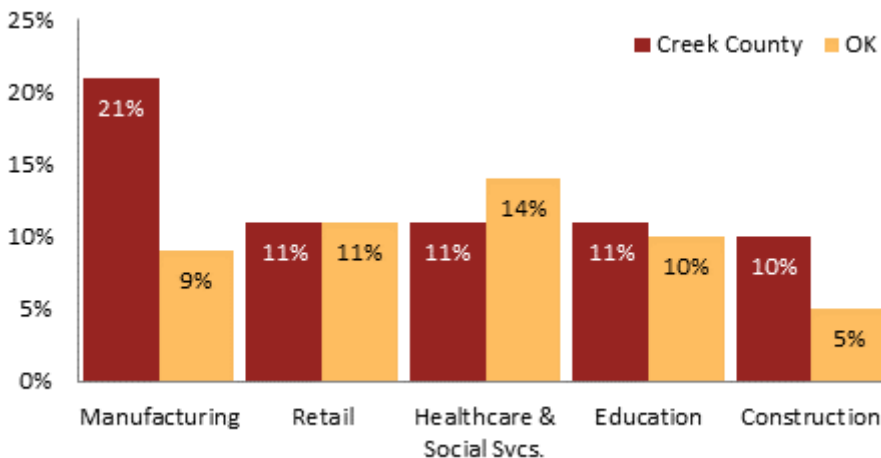
**60%** of working-age civilians in labor force (26th)

**6%** are employed in farming (59th)

**21%** of children live in poverty (54th)

Median Household Income  
**\$44,130** (29th)

Top 5 Employment Sectors

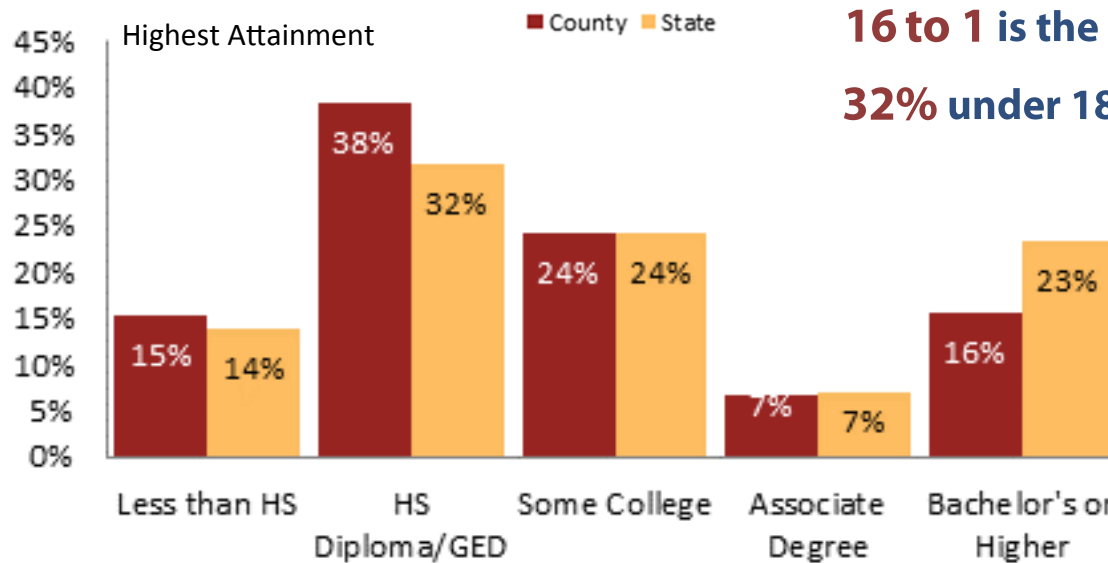


### Education

**67%** of students eligible for free/reduced lunch (37th)

**16 to 1** is the student to teacher ratio (10th)

**32%** under 18 yrs. are children of color (52nd)



### Health

**32%** of adults smoke (6th)

**22%** of residents under 65 are uninsured (43rd)

**36%** of adults are obese (11th)

**54** births per 1000 teenage girls (50th)

**9%** are enrolled in Medicare (70th)

**3%** are receiving social security disability (44th)

# 48th

**Overall healthiest**

For more county level data sheets and source information visit

[www.okpolicy.org/countystats](http://www.okpolicy.org/countystats)

A rank of 1<sup>st</sup> indicates highest and 77<sup>th</sup> is lowest