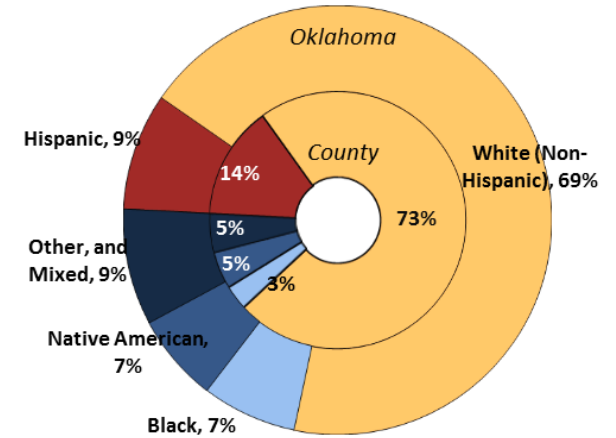
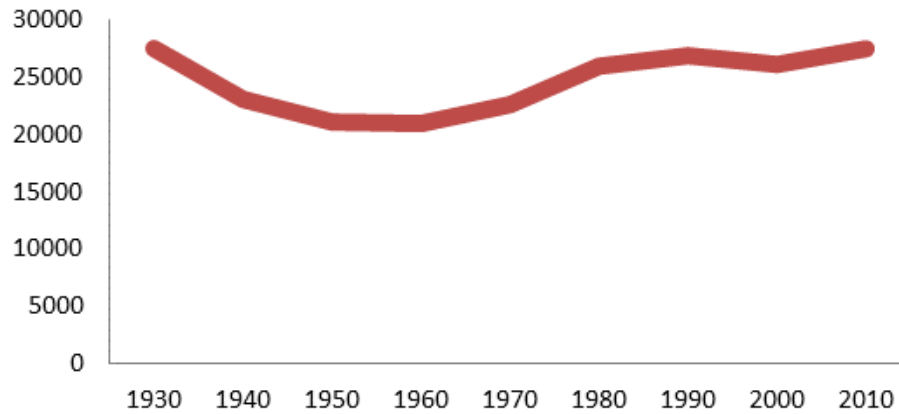


Demographics

Population **29,377** (34th of 77) counties



Economy

Median Household Income **\$44,842** (24th)

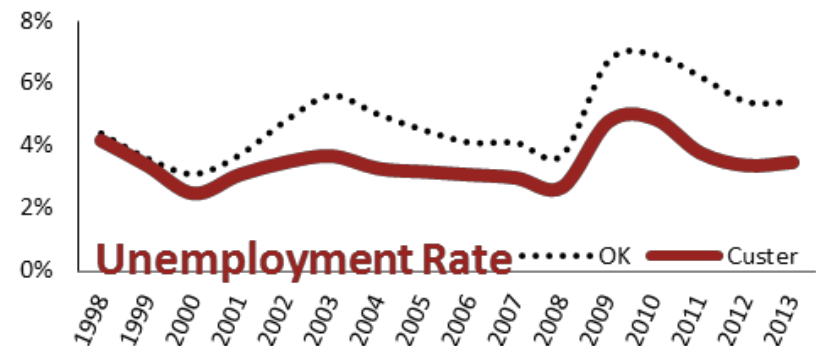
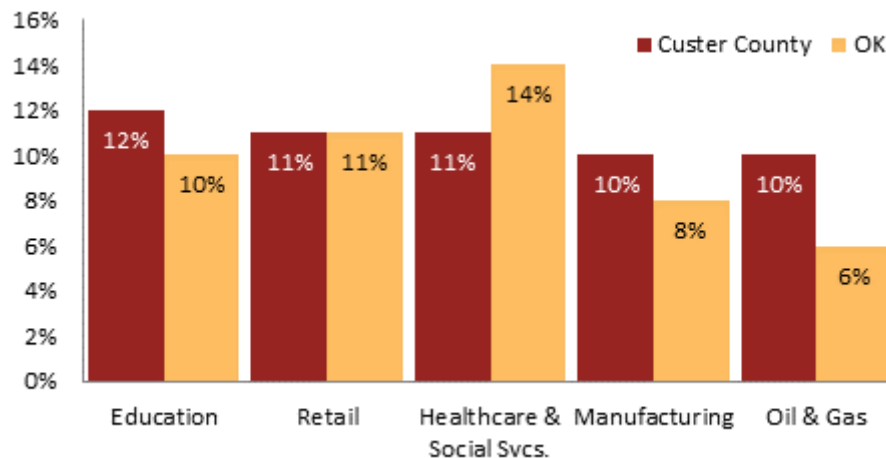
15% employed in state and local government (42nd)

65% of working-age civilians in labor force (9th)

5% are employed in farming (64th)

19% of children live in poverty (60th)

Top 5 Employment Sectors

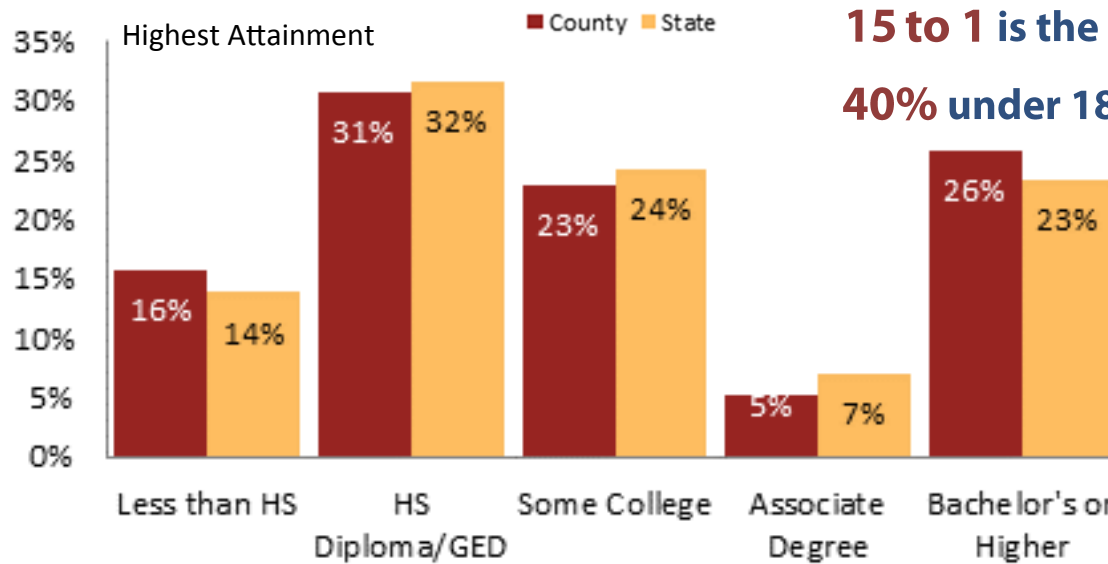


Education

65% of students eligible for free/reduced lunch (42nd)

15 to 1 is the student to teacher ratio (35th)

40% under 18 yrs. are children of color (32nd)



Health

16% of adults smoke (68th)

24% of residents under 65 are uninsured (25th)

29% of adults are obese (77th)

50 births per 1000 teenage girls (54th)

12% are enrolled in Medicare (60th)

2% are receiving social security disability (58th)

17th

Overall healthiest

For more county level data sheets and source information visit

www.okpolicy.org/countystats

A rank of 1st indicates highest and 77th is lowest