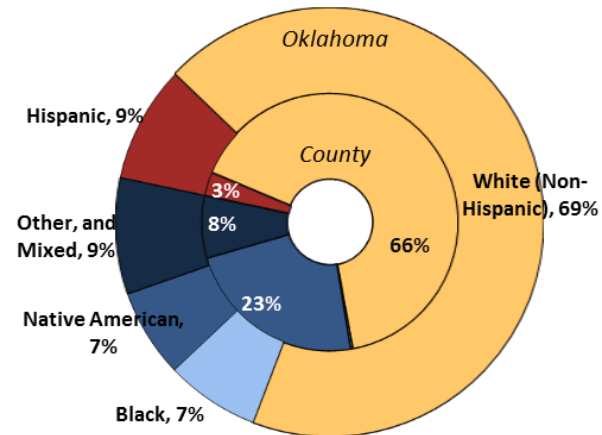
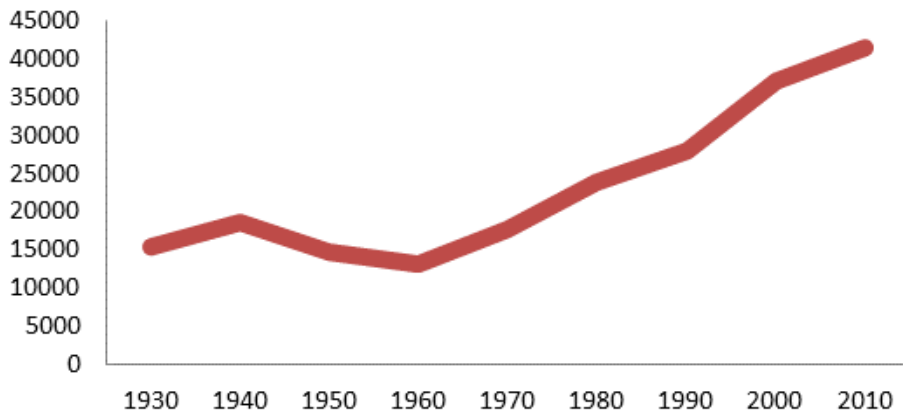


Demographics

Population **41,377** (24th of 77) counties



Economy

16% employed in state and local government (34th)

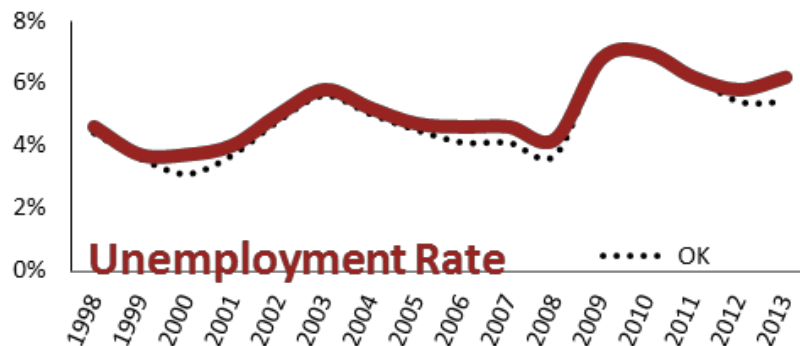
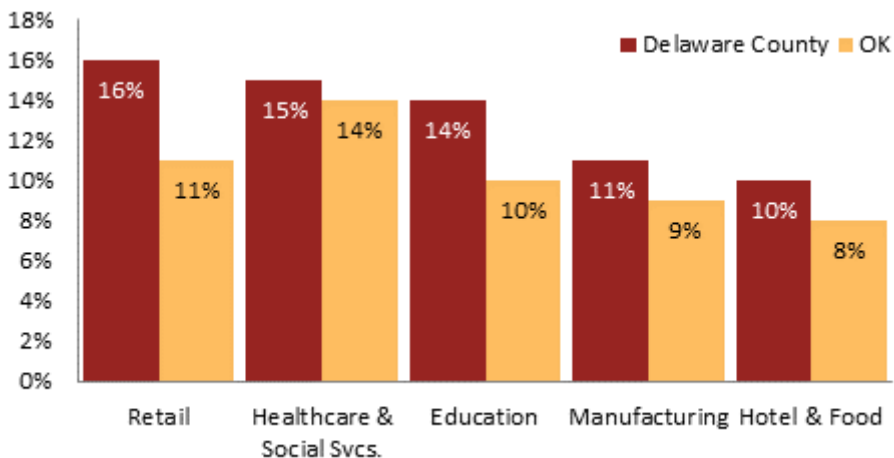
Median Household Income
\$36,765 (53rd)

53% of working-age civilians in labor force

10% are employed in farming (46th)

34% of children live in poverty (6th)

Top 5 Employment Sectors



Unemployment Rate

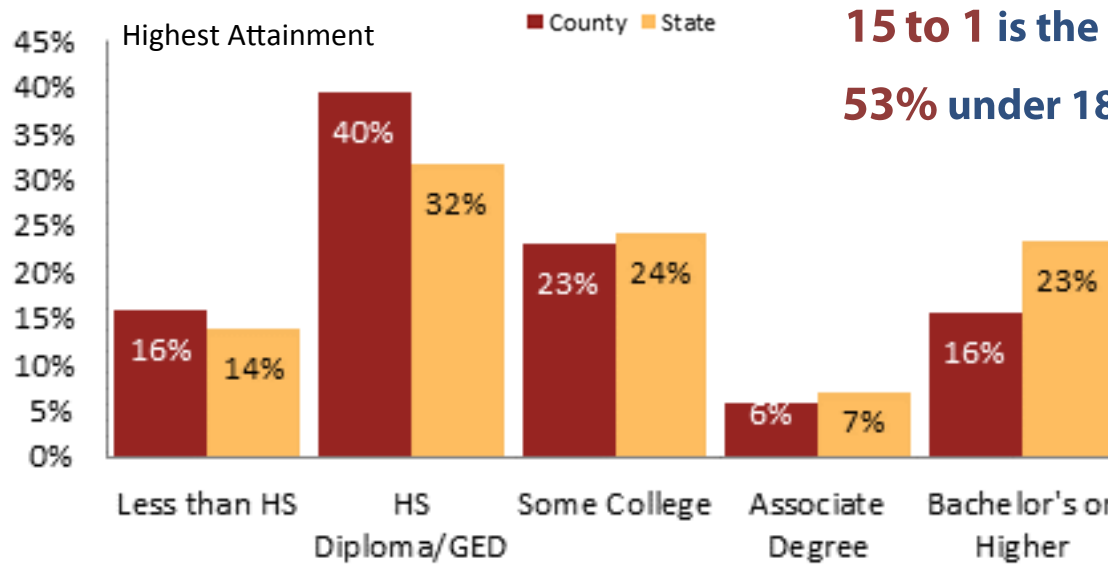
..... OK

Education

73% of students eligible for free/reduced lunch (15th)

15 to 1 is the student to teacher ratio (37th)

53% under 18 yrs. are children of color (9th)



Health

25% of adults smoke (35th)

28% of residents under 65 are uninsured (3rd)

33% of adults are obese (36th)

63 births per 1000 teenage girls (42nd)

15% are enrolled in Medicare (36th)

3% are receiving social security disability (31st)

40th

Overall healthiest

For more county level data sheets and source information visit

www.okpolicy.org/countystats

A rank of 1st indicates highest and 77th is lowest