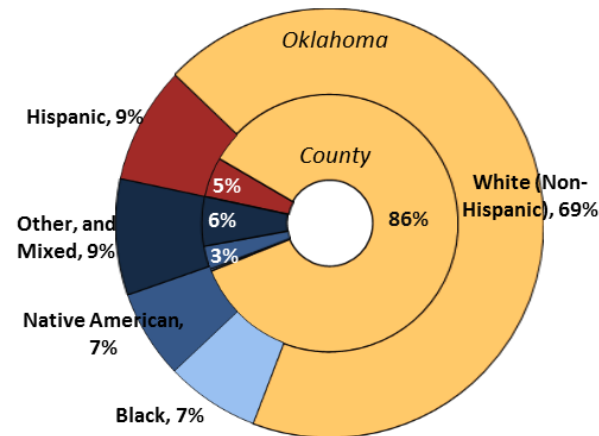
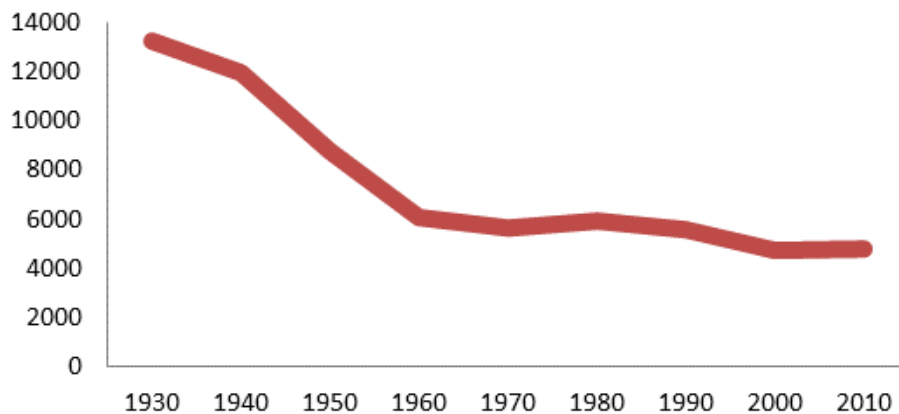


### Demographics

Population **4,844** (71st of 77) counties



### Economy

**11%** employed in state and local government (58th)

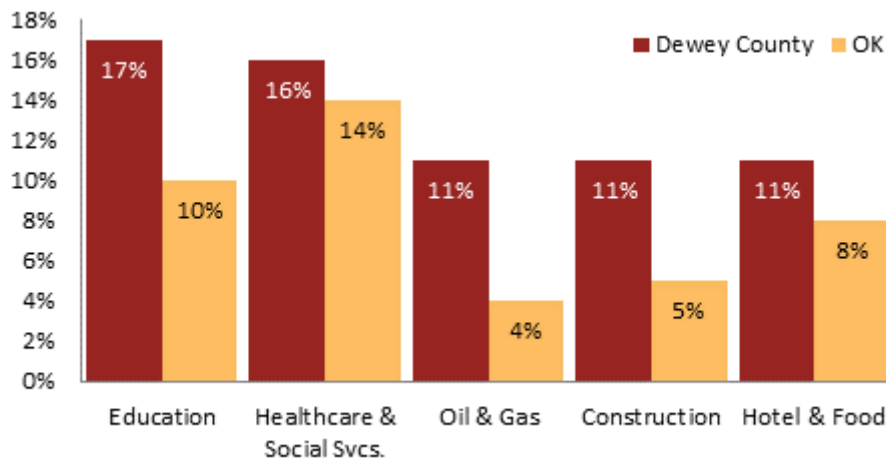
Median Household Income  
**\$45,763** (20th)

**54%** of working-age civilians in labor force (59th)

**22%** are employed in farming (13th)

Top 5 Employment Sectors

**17%** of children live in poverty (68th)

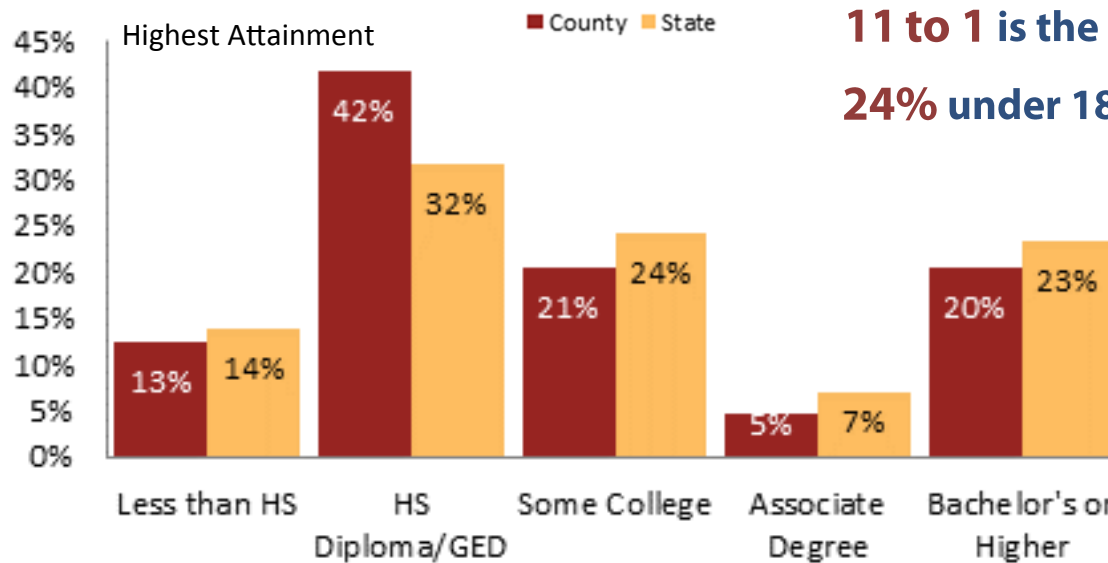


# Education

51% of students eligible for free/reduced lunch (71st)

11 to 1 is the student to teacher ratio (74th)

24% under 18 yrs. are children of color (71st)



# Health

20% of adults smoke (62nd)

22% of residents under 65 are uninsured (45th)

29% of adults are obese (76th)

45 births per 1000 teenage girls (65th)

20% are enrolled in Medicare (4th)

1% are receiving social security disability (68th)

42nd

Overall healthiest

For more county level data sheets and source information visit

[www.okpolicy.org/countystats](http://www.okpolicy.org/countystats)

A rank of 1<sup>st</sup> indicates highest and 77<sup>th</sup> is lowest