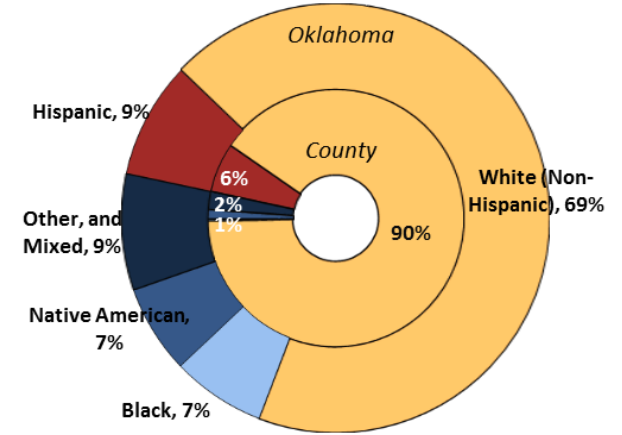
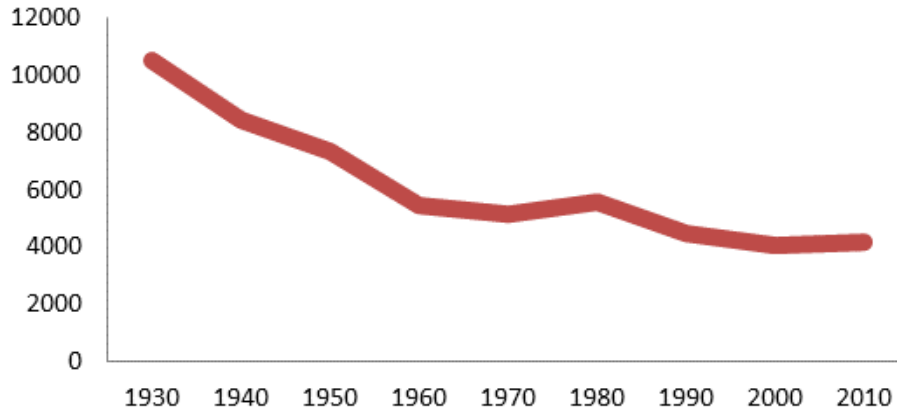


Demographics

Population **4,170** (73rd of 77) counties



Economy

Median Household Income **\$49,545** (11th)

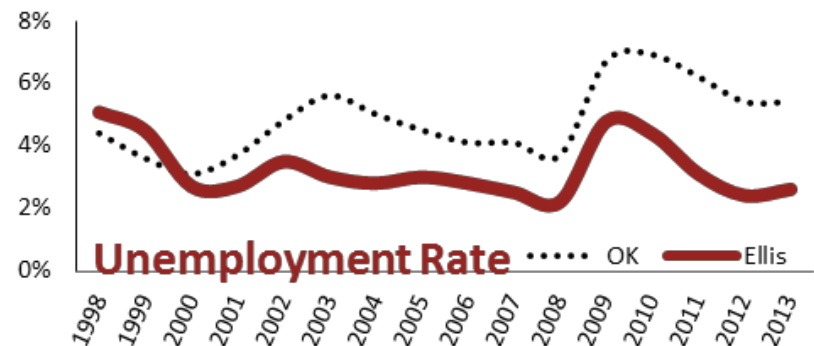
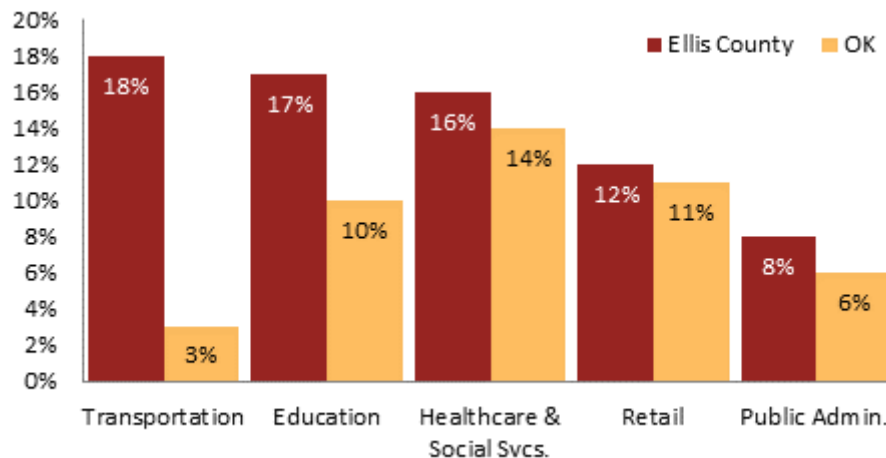
13% employed in state and local government (51st)

60% of working-age civilians in labor force (29th)

25% are employed in farming (5th)

17% of children live in poverty (69th)

Top 5 Employment Sectors

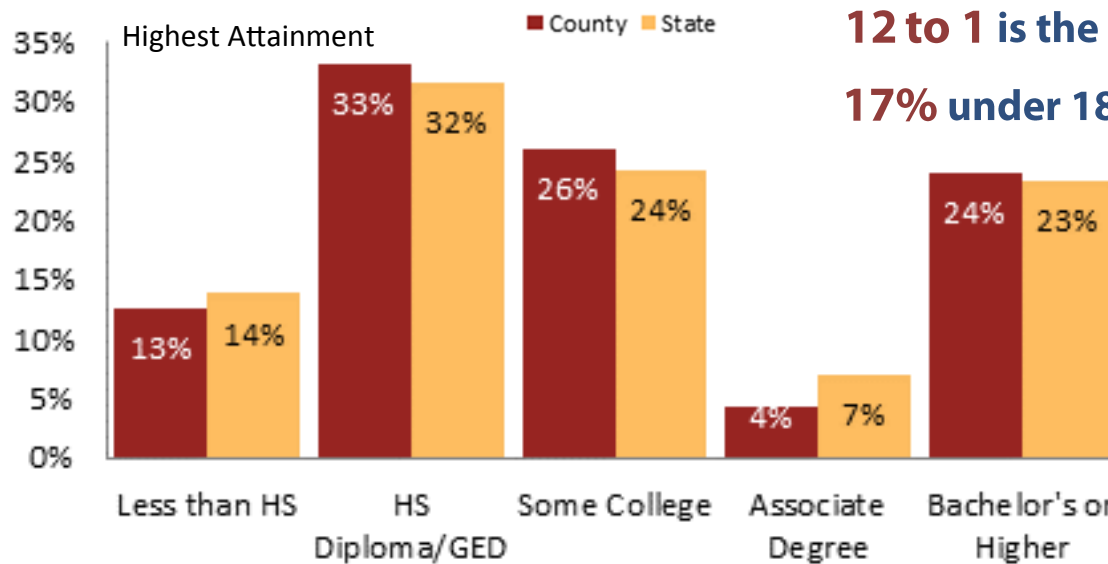


Education

50% of students eligible for free/reduced lunch (72nd)

12 to 1 is the student to teacher ratio (70th)

17% under 18 yrs. are children of color (75th)



Health

20% of adults smoke (61st)

19% of residents under 65 are uninsured (68th)

32% of adults are obese (55th)

50 births per 1000 teenage girls (55th)

17% are enrolled in Medicare (12th)

1% are receiving social security disability (76th)

15th

Overall healthiest

For more county level data sheets and source information visit

www.okpolicy.org/countystats

A rank of 1st indicates highest and 77th is lowest