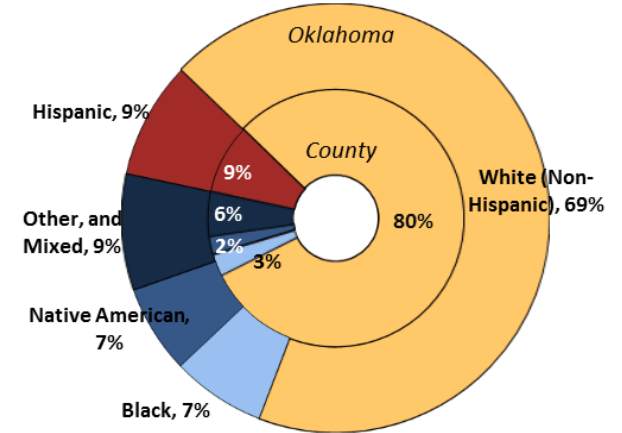
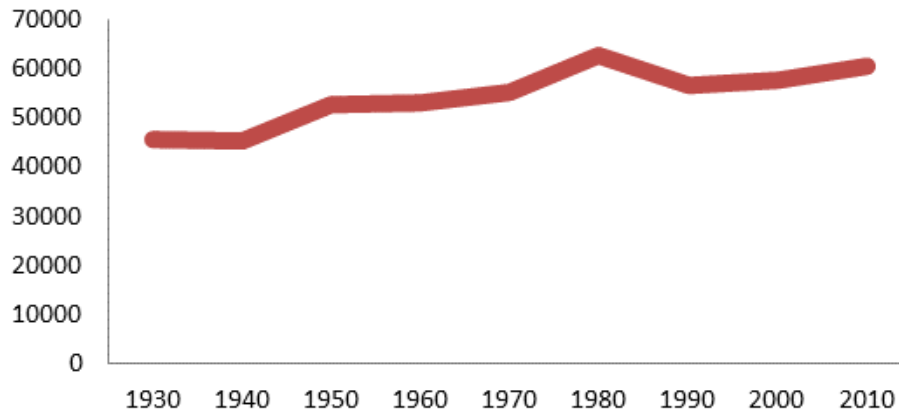


### Demographics

Population **62,267** (12th of 77) counties



### Economy

Median Household Income **\$45,370** (21st)

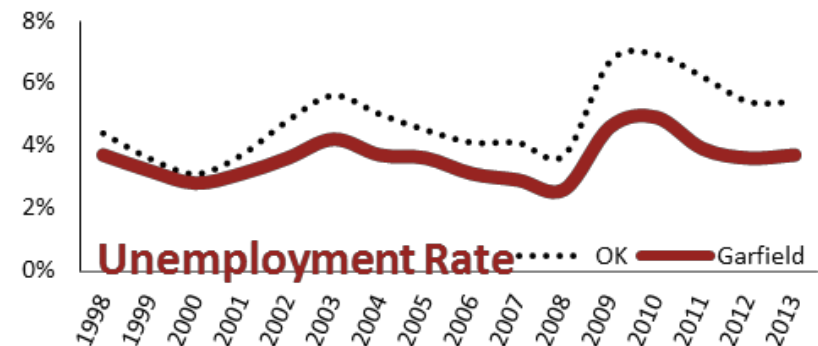
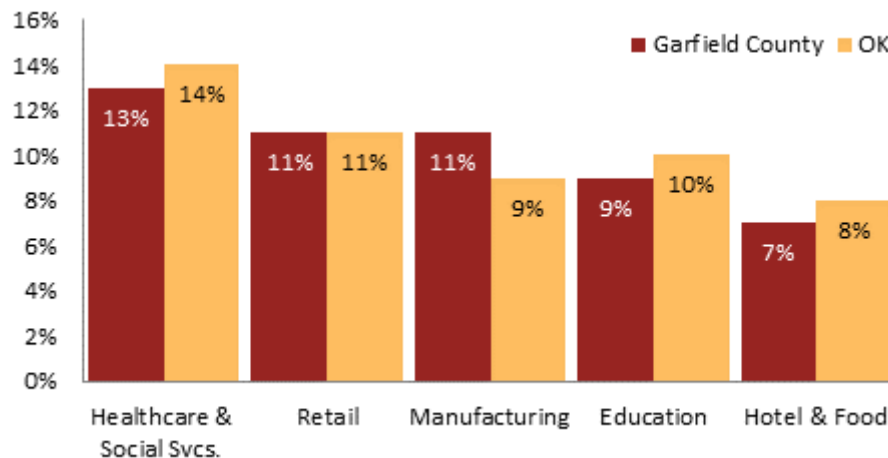
**9%** employed in state and local government (70th)

**62%** of working-age civilians in labor force (16th)

**3%** are employed in farming (73rd)

**24%** of children live in poverty (45th)

Top 5 Employment Sectors

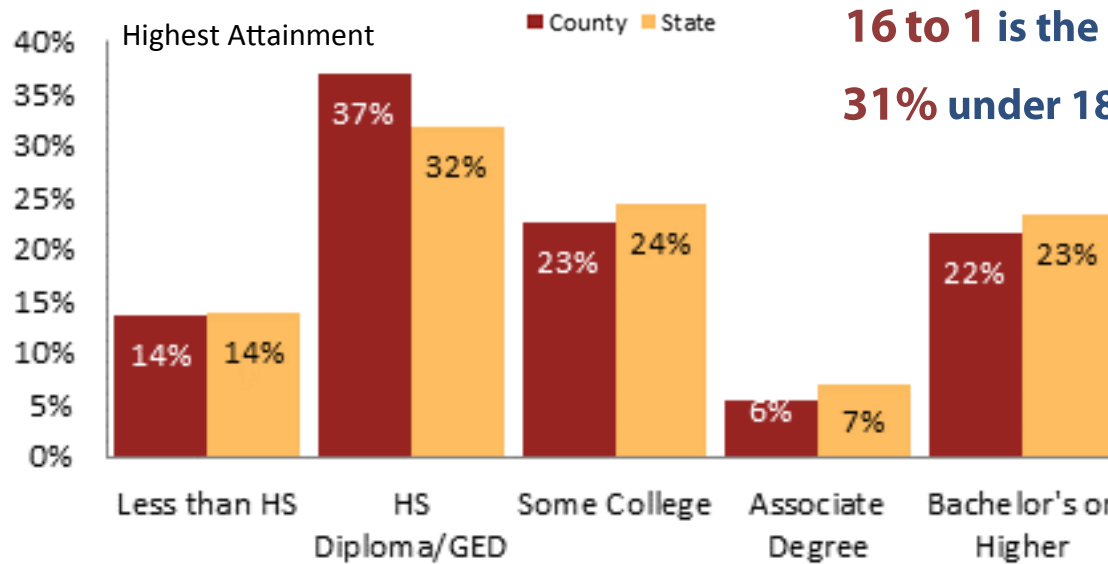


### Education

**66%** of students eligible for free/reduced lunch (39th)

**16 to 1** is the student to teacher ratio (21st)

**31%** under 18 yrs. are children of color (53rd)



### Health

**24%** of adults smoke (40th)

**21%** of residents under 65 are uninsured (59th)

**33%** of adults are obese (41st)

**67** births per 1000 teenage girls (33rd)

**14%** are enrolled in Medicare (38th)

**2%** are receiving social security disability (53rd)

# 23rd

**Overall healthiest**

For more county level data sheets and source information visit

[www.okpolicy.org/countystats](http://www.okpolicy.org/countystats)

A rank of 1<sup>st</sup> indicates highest and 77<sup>th</sup> is lowest