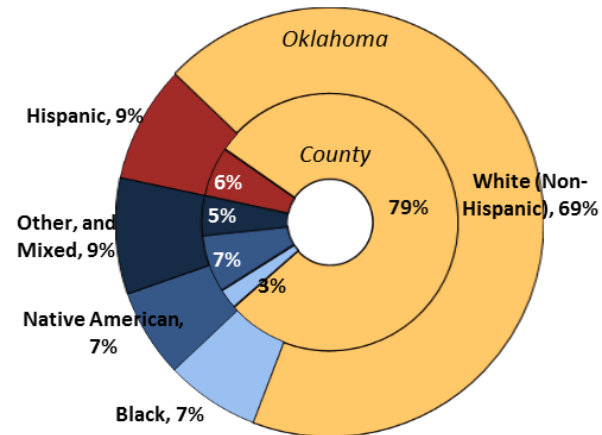
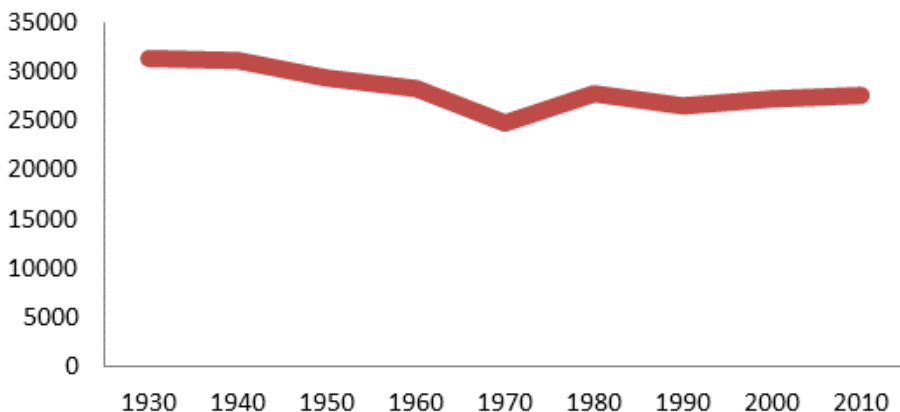


Demographics

Population **27,334** (35th of 77) counties



Economy

11% employed in state and local government (57th)

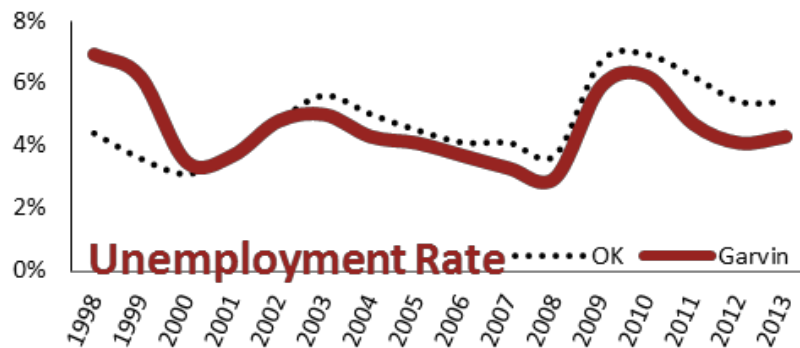
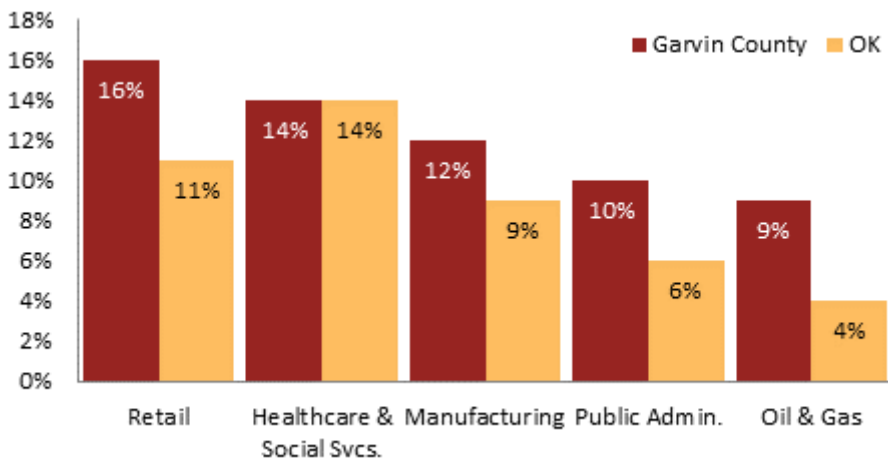
Median Household Income
\$37,980 (47th)

55% of working-age civilians in labor force (49th)

10% are employed in farming

Top 5 Employment Sectors

26% of children live in poverty (36th)

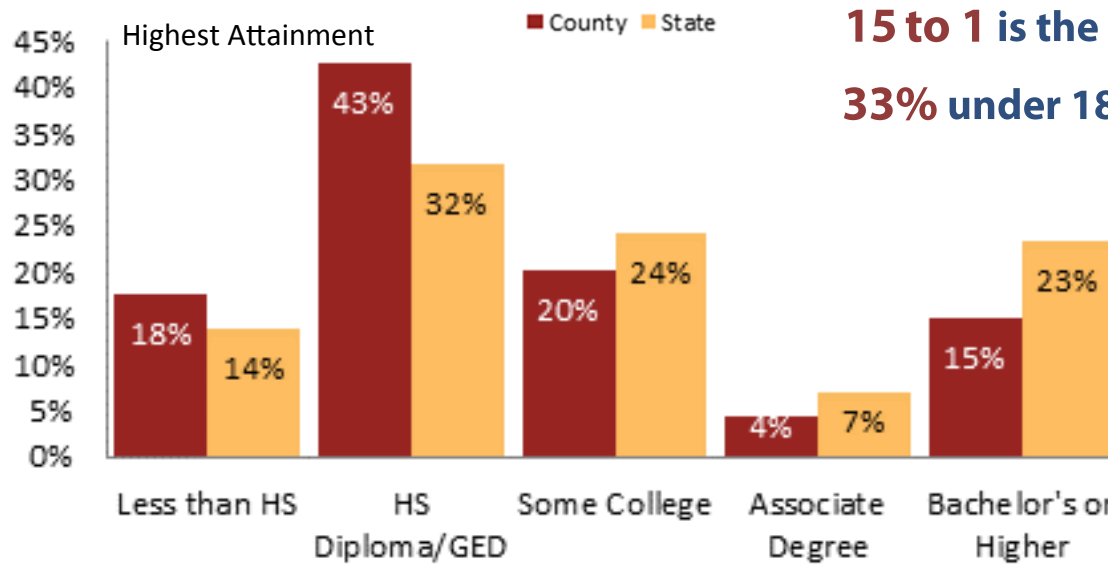


Education

63% of students eligible for free/reduced lunch (47th)

15 to 1 is the student to teacher ratio (39th)

33% under 18 yrs. are children of color (50th)



Health

25% of adults smoke (33rd)

23% of residents under 65 are uninsured (35th)

32% of adults are obese (50th)

70 births per 1000 teenage girls (24th)

17% are enrolled in Medicare (14th)

3% are receiving social security disability (32nd)

71st

Overall healthiest

For more county level data sheets and source information visit

www.okpolicy.org/countystats

A rank of 1st indicates highest and 77th is lowest