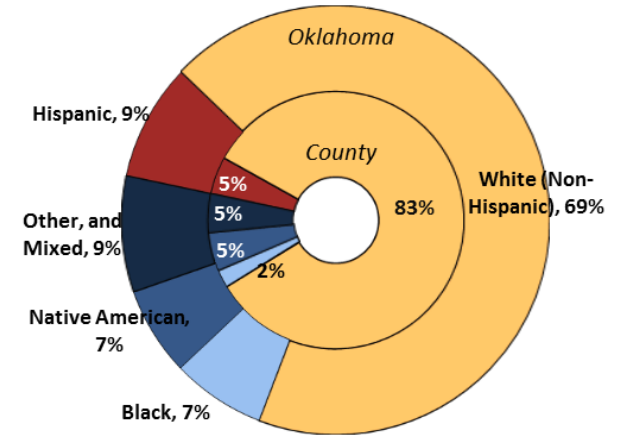
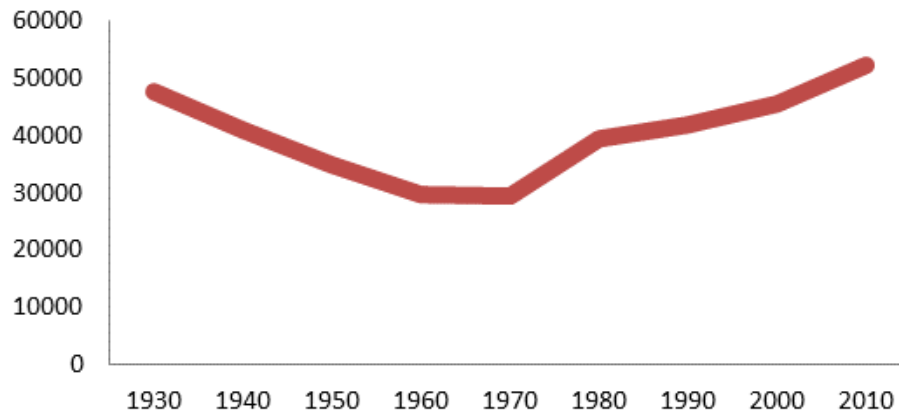


Demographics

Population **53,685** (13th of 77) counties



Economy

Median Household Income **\$47,619** (16th)

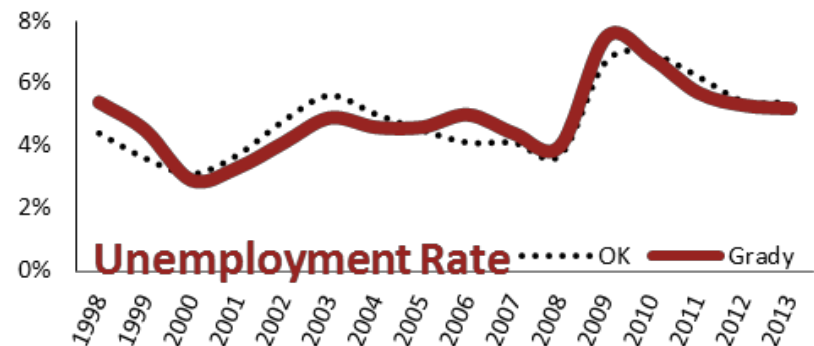
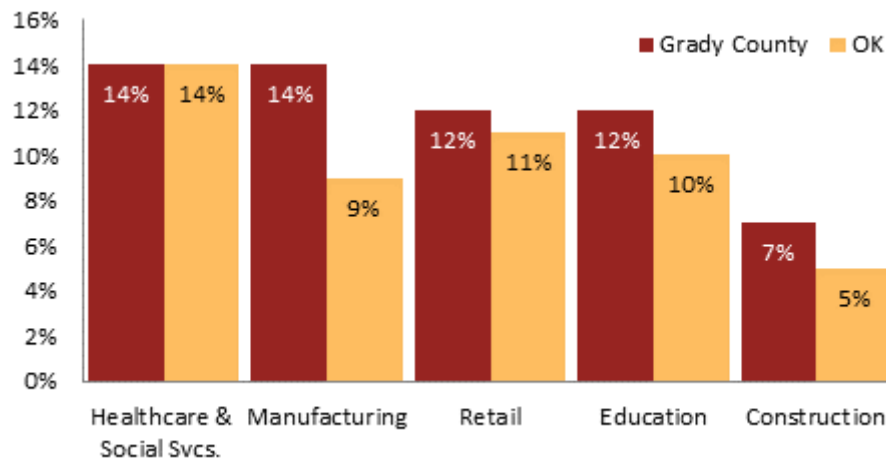
11% employed in state and local government (59th)

61% of working-age civilians in labor force

9% are employed in farming (51st)

21% of children live in poverty (55th)

Top 5 Employment Sectors

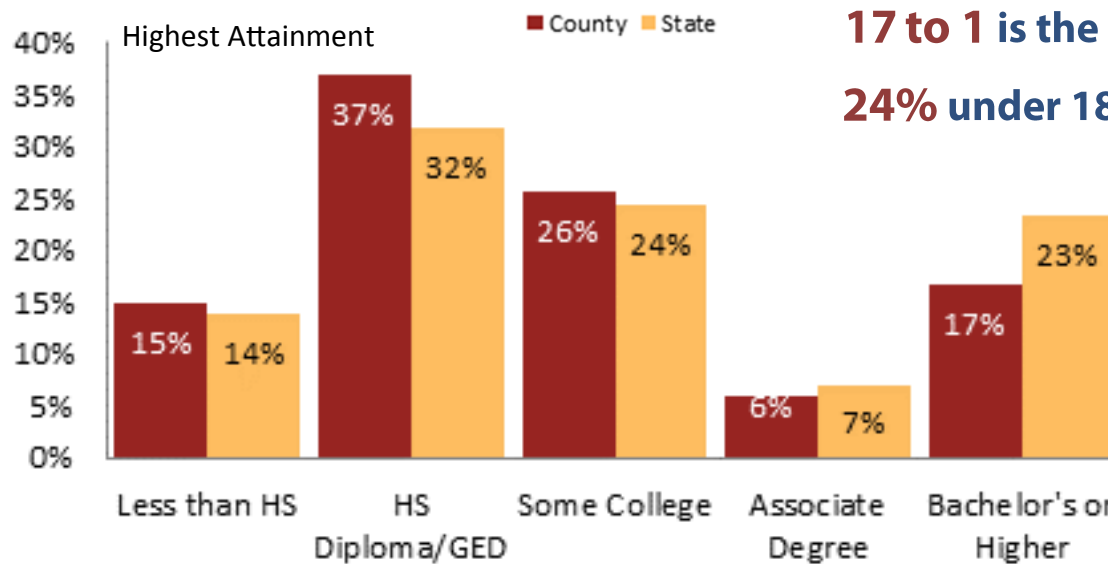


Education

52% of students eligible for free/reduced lunch (69th)

17 to 1 is the student to teacher ratio (9th)

24% under 18 yrs. are children of color (68th)



Health

27% of adults smoke (21st)

20% of residents under 65 are uninsured (63rd)

37% of adults are obese (5th)

47 births per 1000 teenage girls (60th)

11% are enrolled in Medicare (63rd)

2% are receiving social security disability (46th)

28th

Overall healthiest

For more county level data sheets and source information visit

www.okpolicy.org/countystats

A rank of 1st indicates highest and 77th is lowest