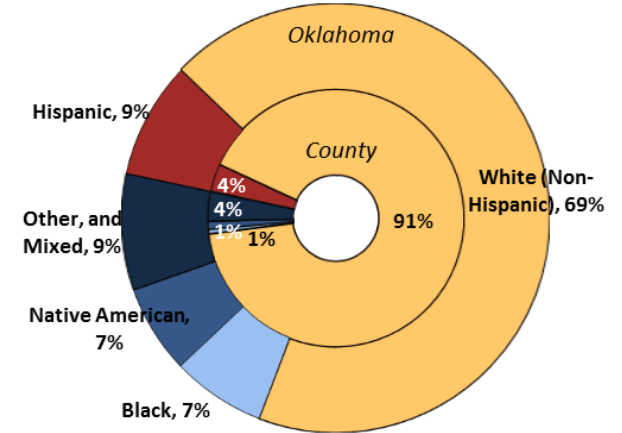
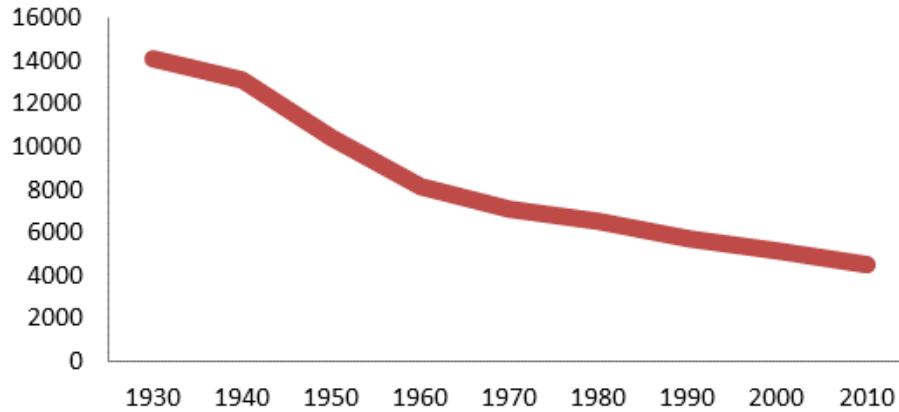


Demographics

Population **4,528** (72nd of 77) counties



Economy

Median Household Income
\$45,138 (23rd)

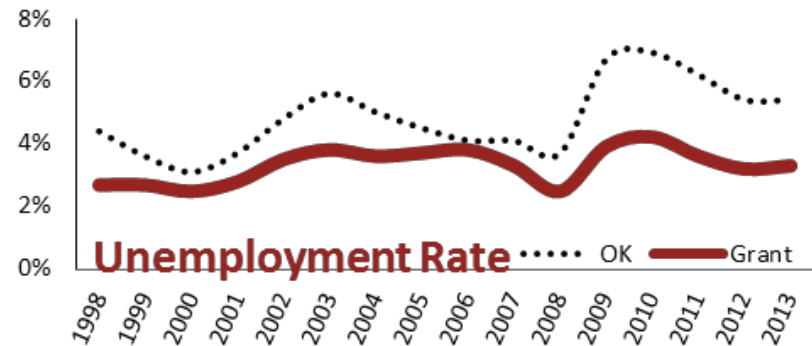
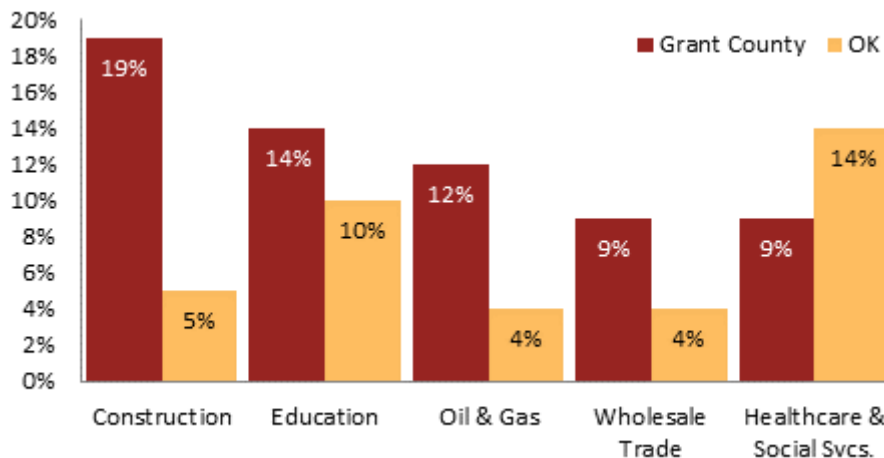
10% employed in state and local government (66th)

63% of working-age civilians in labor force (15th)

26% are employed in farming (2nd)

20% of children live in poverty (58th)

Top 5 Employment Sectors

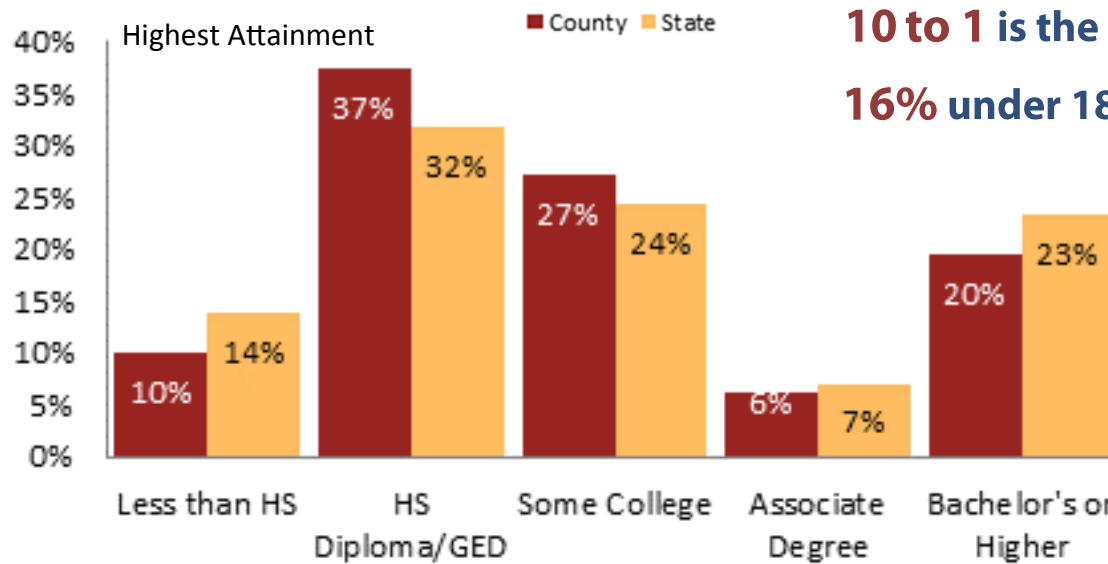


Education

58% of students eligible for free/reduced lunch (57th)

10 to 1 is the student to teacher ratio (76th)

16% under 18 yrs. are children of color (76th)



Health

0% of adults smoke (NA)

21% of residents under 65 are uninsured (61st)

35% of adults are obese (24th)

24 births per 1000 teenage girls (75th)

19% are enrolled in Medicare (6th)

1% are receiving social security disability (67th)

10th

Overall healthiest

For more county level data sheets and source information visit

www.okpolicy.org/countystats

A rank of 1st indicates highest and 77th is lowest