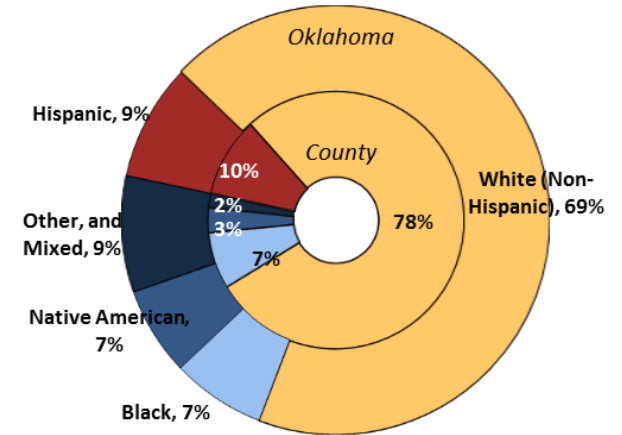
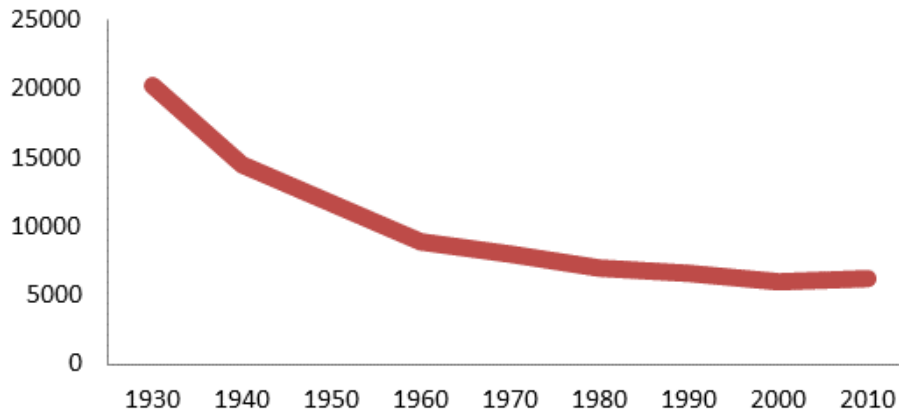


Demographics

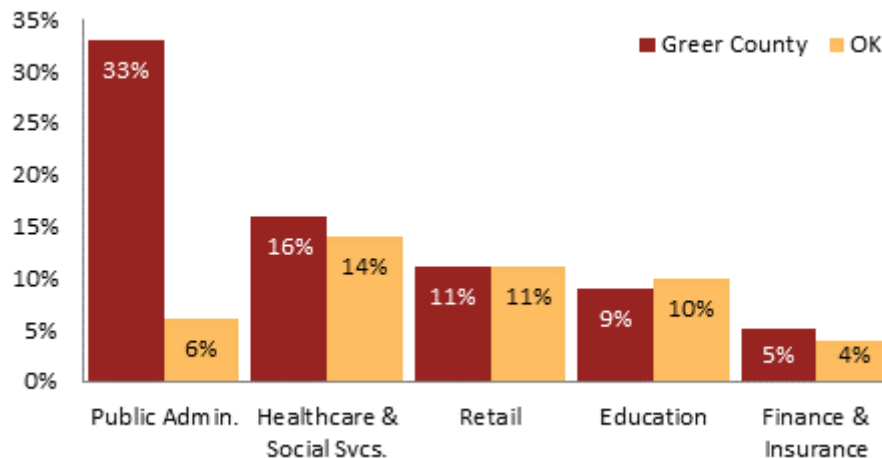
Population **6,171** (66th of 77) counties



Economy

Median Household Income **\$33,761** (64th)

Top 5 Employment Sectors

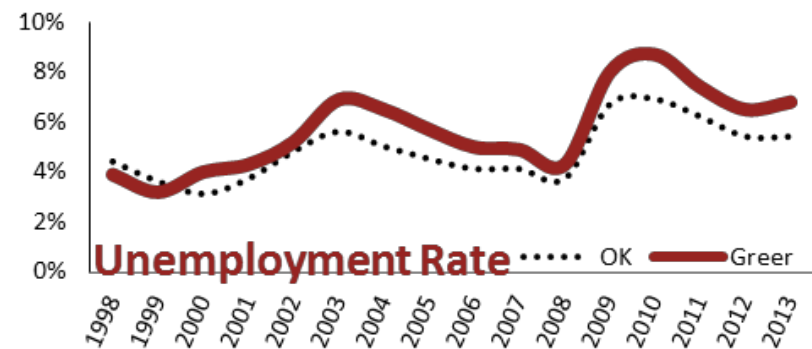


21% employed in state and local government (12th)

45% of working-age civilians in labor force (77th)

22% are employed in farming (12th)

27% of children live in poverty (29th)



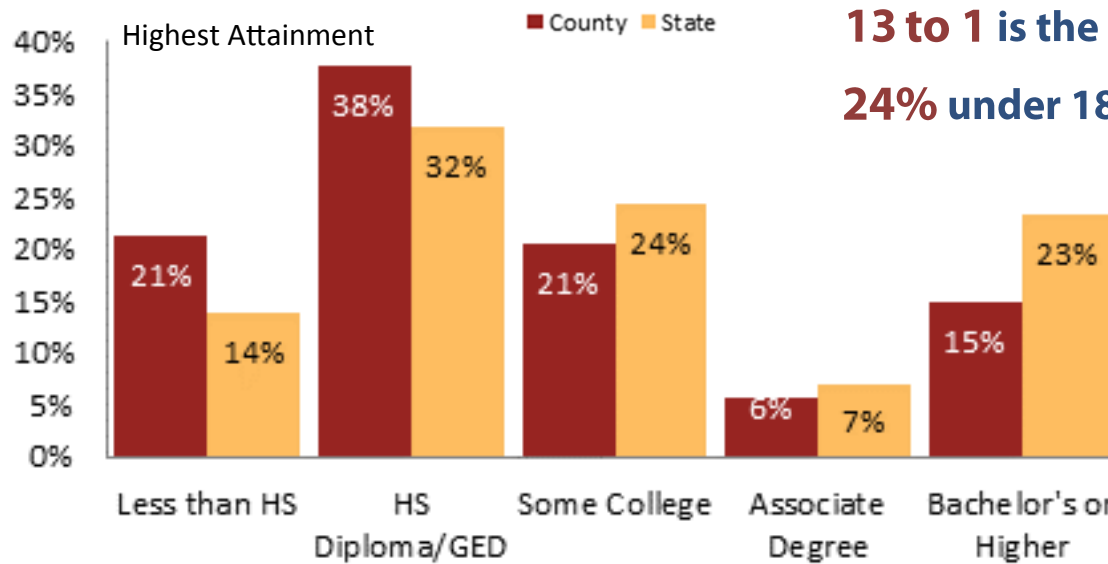
Unemployment Rate OK — Greer

Education

65% of students eligible for free/reduced lunch (44th)

13 to 1 is the student to teacher ratio (66th)

24% under 18 yrs. are children of color (70th)



Health

31% of adults smoke (10th)

20% of residents under 65 are uninsured (65th)

32% of adults are obese (52nd)

77 births per 1000 teenage girls (9th)

17% are enrolled in Medicare (16th)

3% are receiving social security disability (26th)

55th

Overall healthiest

For more county level data sheets and source information visit

www.okpolicy.org/countystats

A rank of 1st indicates highest and 77th is lowest

