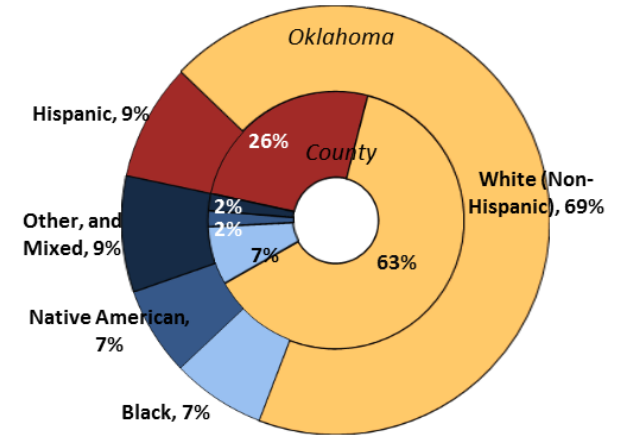
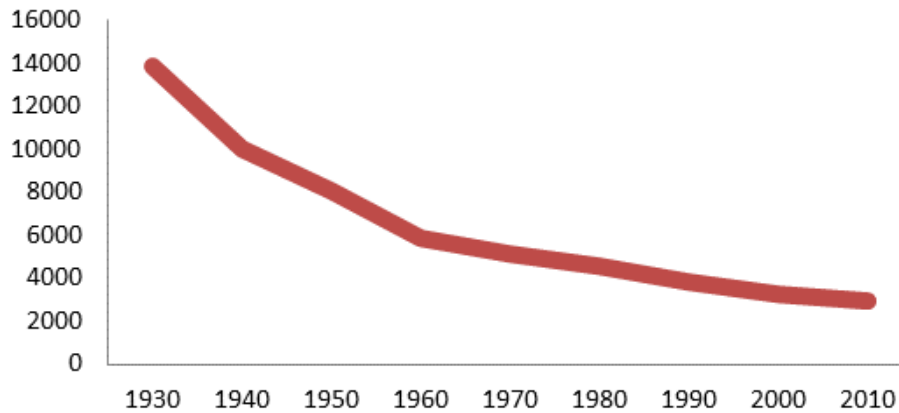


### Demographics

Population **2,869** (76th of 77) counties



### Economy

Median Household Income **\$28,570** (77th)

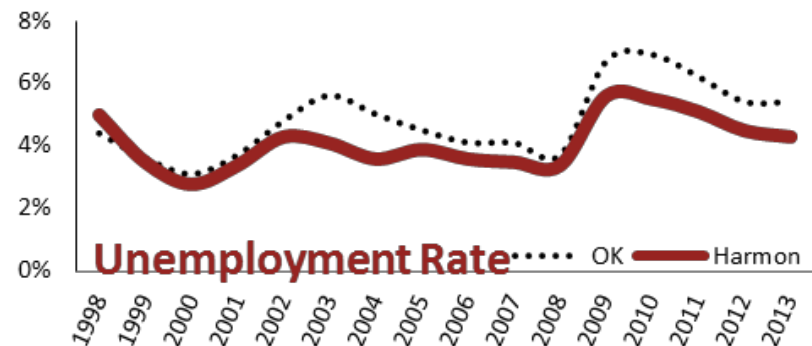
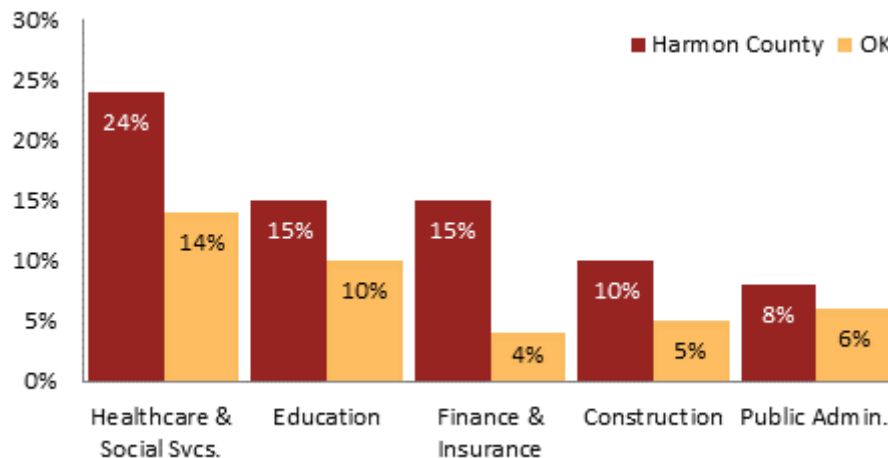
**18%** employed in state and local government (24th)

**53%** of working-age civilians in labor force (63rd)

**24%** are employed in farming (7th)

**33%** of children live in poverty (9th)

Top 5 Employment Sectors

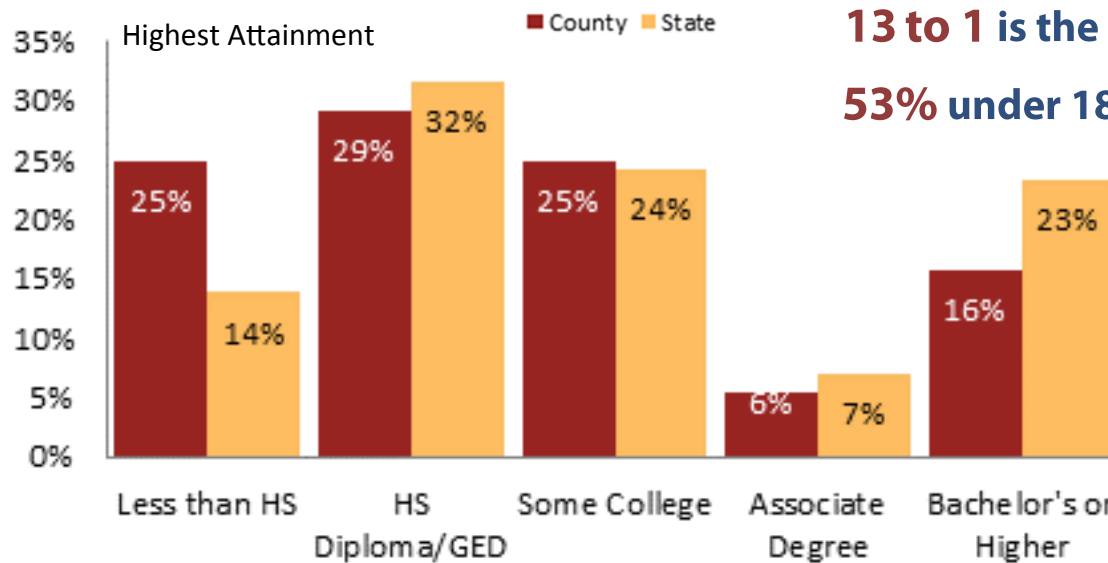


### Education

**77%** of students eligible for free/reduced lunch (9th)

**13 to 1** is the student to teacher ratio (68th)

**53%** under 18 yrs. are children of color (7th)



### Health

**0%** of adults smoke (NA)

**27%** of residents under 65 are uninsured (9th)

**34%** of adults are obese (30th)

**81** births per 1000 teenage girls (5th)

**16%** are enrolled in Medicare (26th)

**5%** are receiving social security disability (2nd)

# 47th

**Overall healthiest**

For more county level data sheets and source information visit

[www.okpolicy.org/countystats](http://www.okpolicy.org/countystats)

A rank of 1<sup>st</sup> indicates highest and 77<sup>th</sup> is lowest