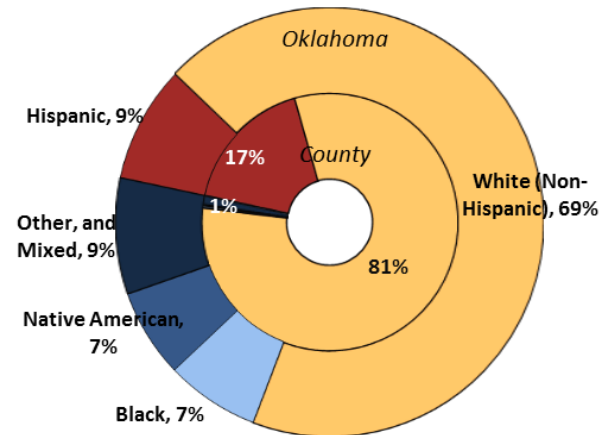
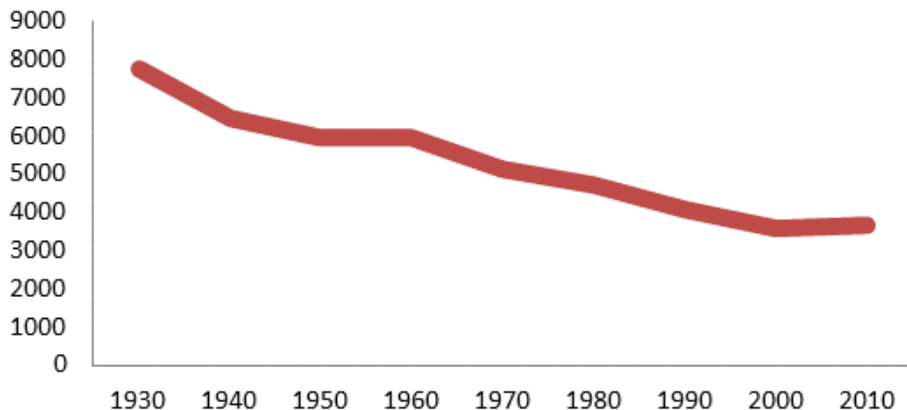


### Demographics

Population **3,813** (74th of 77) counties



### Economy

Median Household Income **\$47,375** (17th)

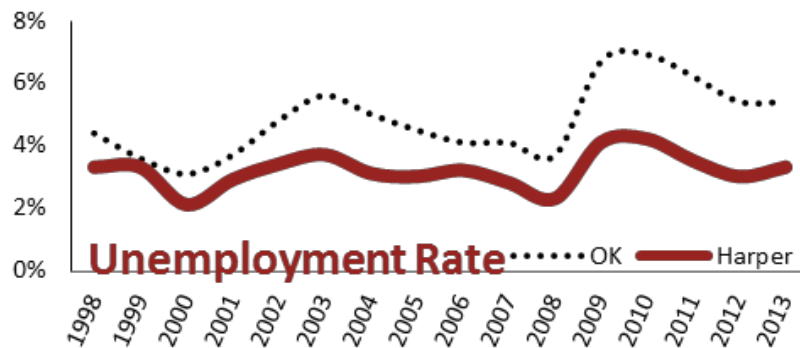
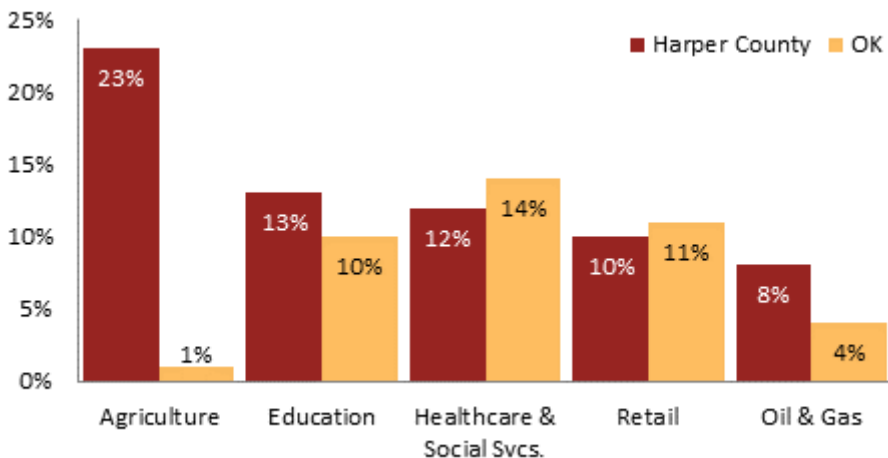
**16%** employed in state and local government (32nd)

**65%** of working-age civilians in labor force (8th)

**25%** are employed in farming (4th)

**14%** of children live in poverty (76th)

Top 5 Employment Sectors

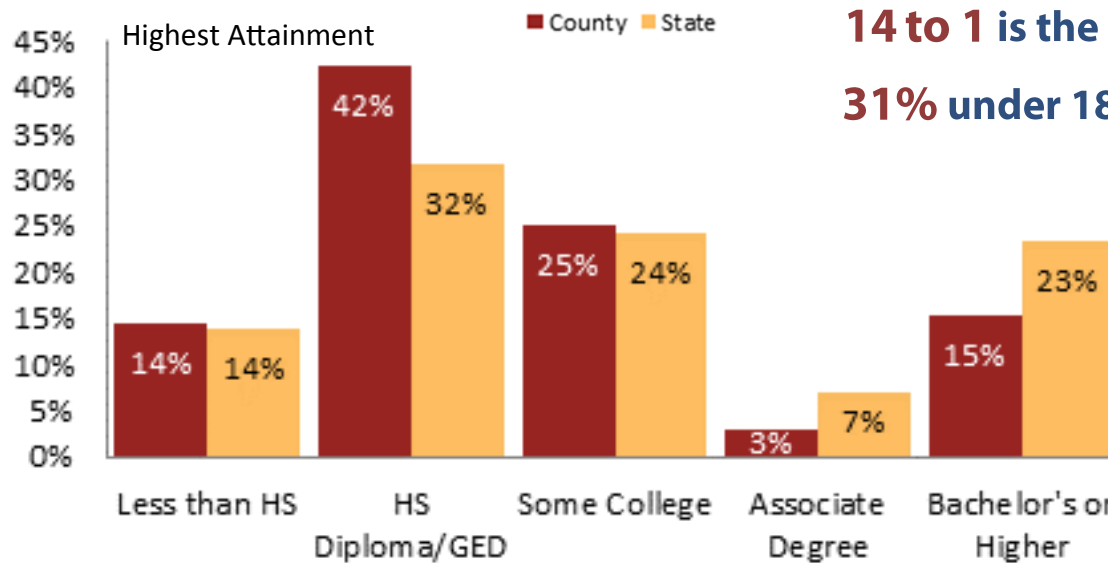


### Education

**61%** of students eligible for free/reduced lunch (50th)

**14 to 1** is the student to teacher ratio (57th)

**31%** under 18 yrs. are children of color (55th)



### Health

**0%** of adults smoke (NA)

**25%** of residents under 65 are uninsured (18th)

**33%** of adults are obese (43rd)

**46** births per 1000 teenage girls (63rd)

**19%** are enrolled in Medicare (5th)

**1%** are receiving social security disability (71st)

# 29th

**Overall healthiest**

For more county level data sheets and source information visit

[www.okpolicy.org/countystats](http://www.okpolicy.org/countystats)

A rank of 1<sup>st</sup> indicates highest and 77<sup>th</sup> is lowest