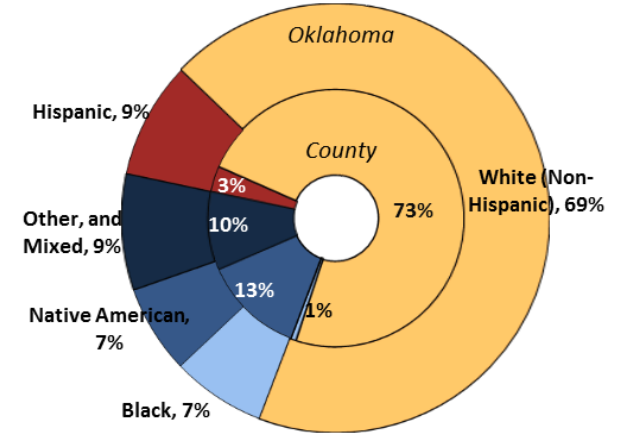
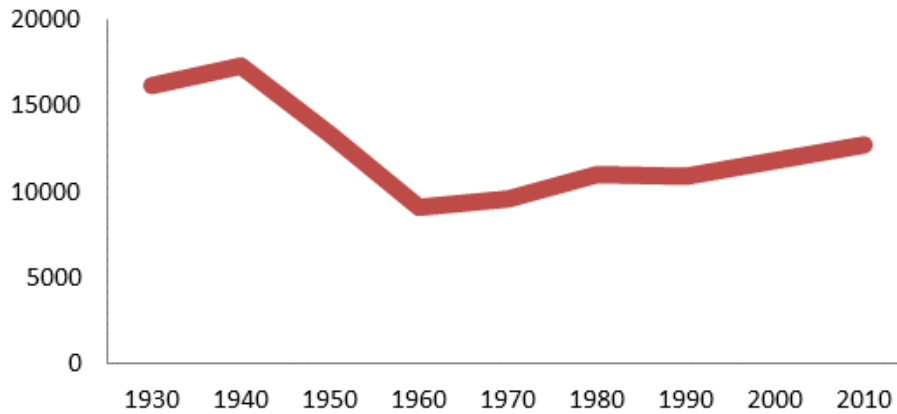


Demographics

Population 13,052 (51st of 77) counties



Economy

Median Household Income \$32,746 (68th)

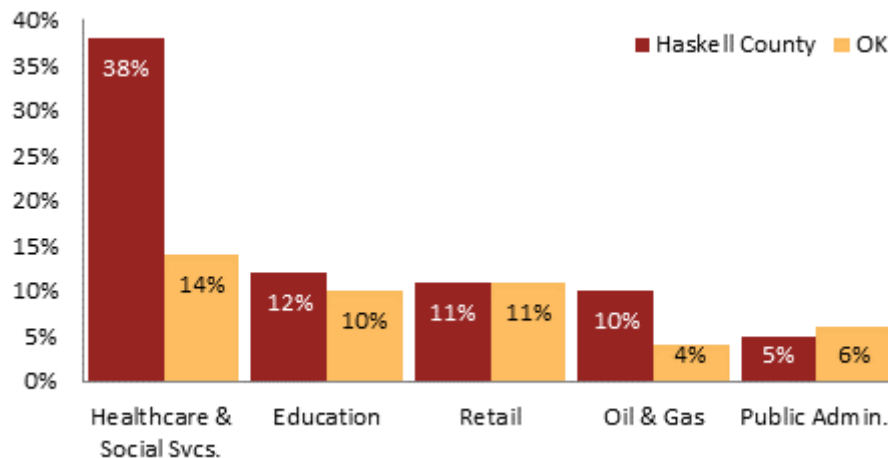
10% employed in state and local government (68th)

50% of working-age civilians in labor force

15% are employed in farming (28th)

34% of children live in poverty (8th)

Top 5 Employment Sectors

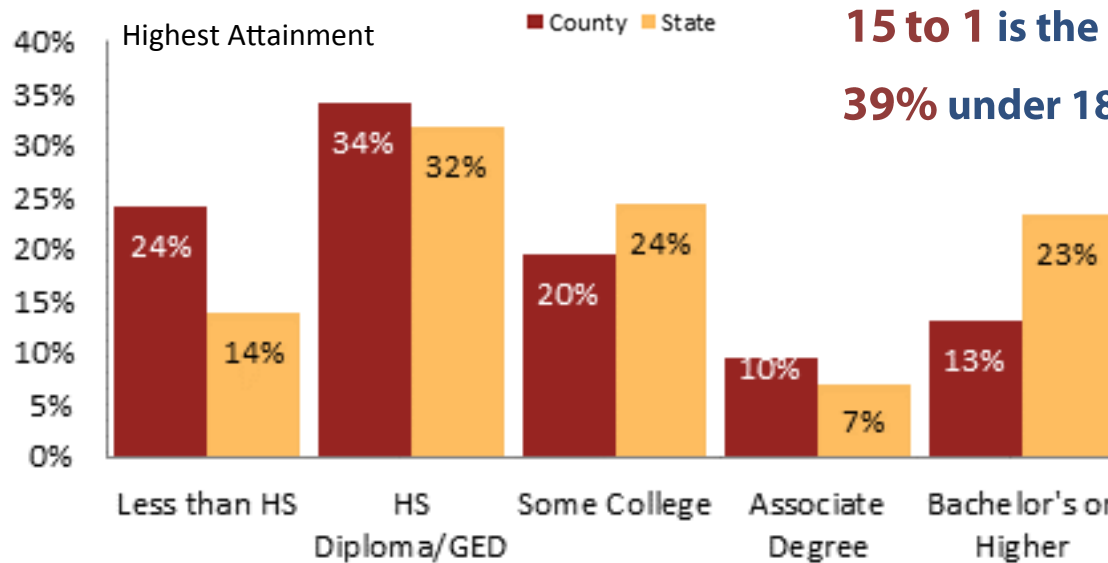


Education

71% of students eligible for free/reduced lunch (22nd)

15 to 1 is the student to teacher ratio (31st)

39% under 18 yrs. are children of color (36th)



Health

14% of adults smoke (72nd)

26% of residents under 65 are uninsured (12th)

31% of adults are obese (63rd)

72 births per 1000 teenage girls (15th)

16% are enrolled in Medicare (20th)

4% are receiving social security disability (10th)

66th

Overall healthiest

For more county level data sheets and source information visit

www.okpolicy.org/countystats

A rank of 1st indicates highest and 77th is lowest