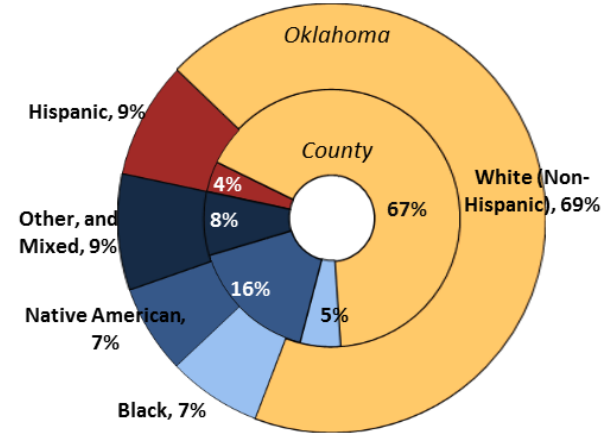
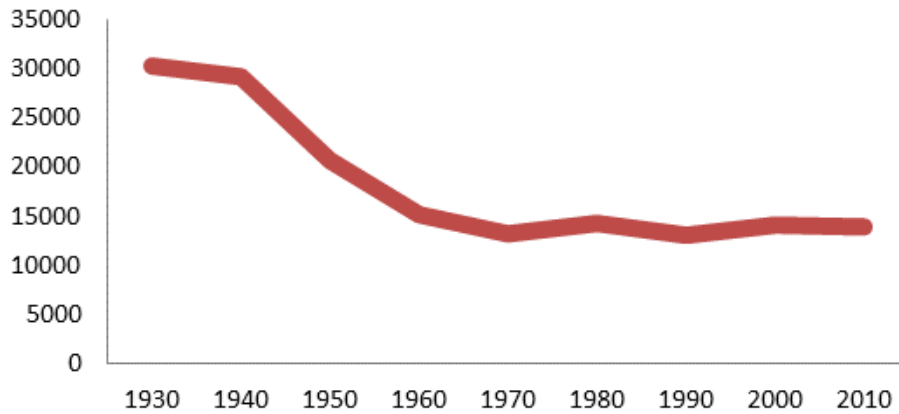


Demographics

Population 13,823 (49th of 77) counties



Economy

Median Household Income
\$30,949 (73rd)

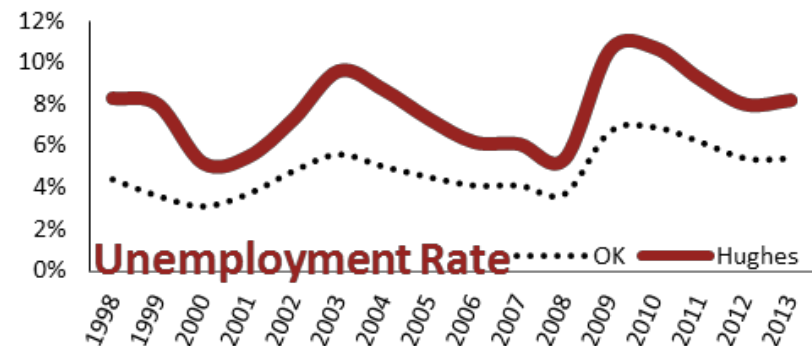
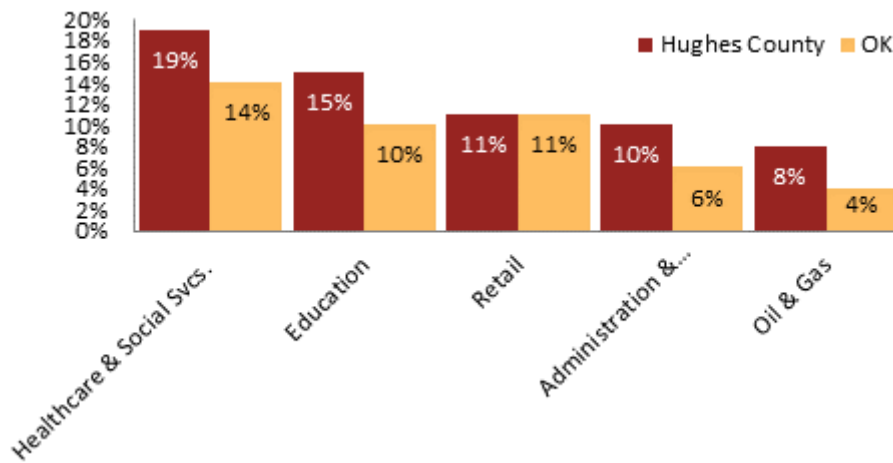
17% employed in state and local government (26th)

47% of working-age civilians in labor force (75th)

18% are employed in farming (18th)

30% of children live in poverty (19th)

Top 5 Employment Sectors

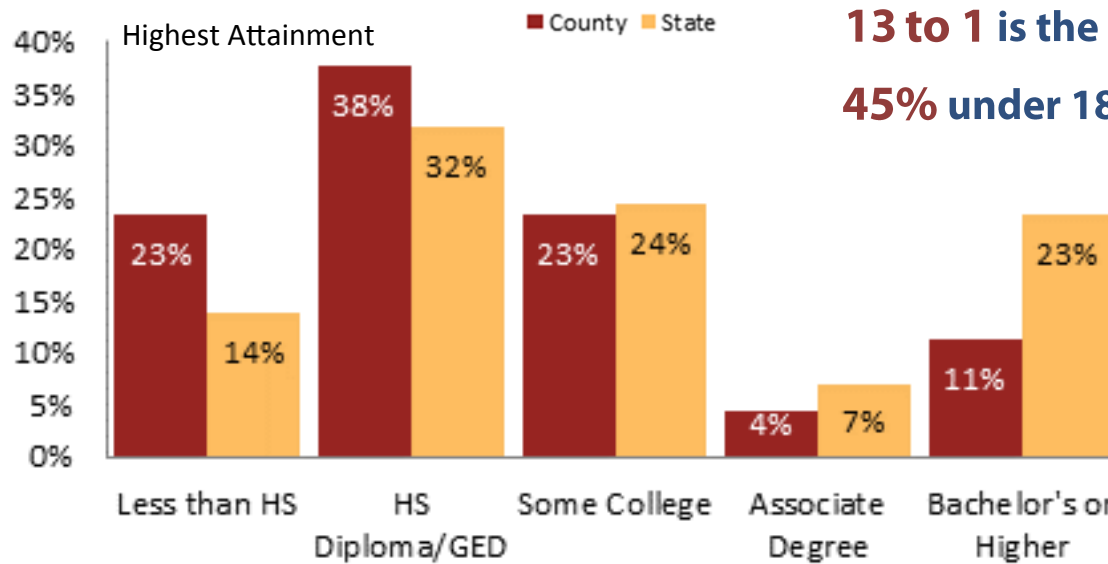


Education

77% of students eligible for free/reduced lunch (8th)

13 to 1 is the student to teacher ratio (63rd)

45% under 18 yrs. are children of color (28th)



Health

37% of adults smoke (2nd)

25% of residents under 65 are uninsured (16th)

34% of adults are obese (33rd)

72 births per 1000 teenage girls (18th)

15% are enrolled in Medicare (34th)

4% are receiving social security disability (22nd)

58th

Overall healthiest

For more county level data sheets and source information visit

www.okpolicy.org/countystats

A rank of 1st indicates highest and 77th is lowest