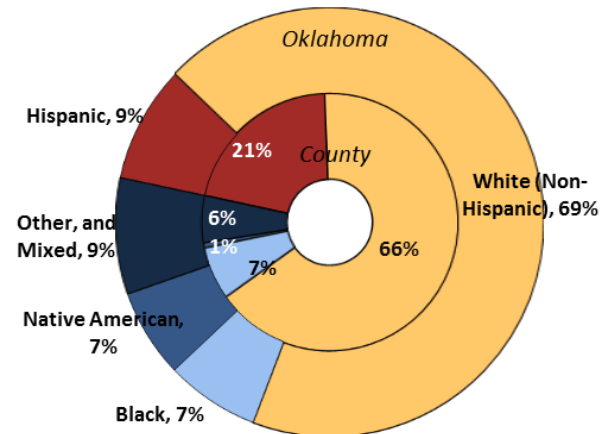
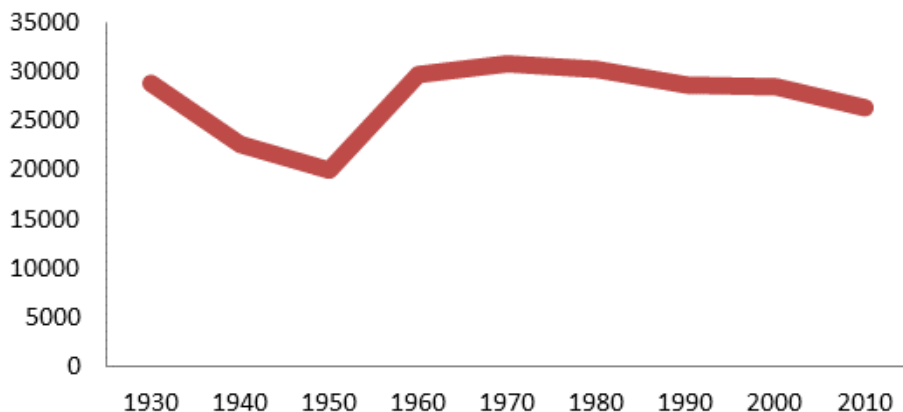


### Demographics

Population **26,088** (36th of 77) counties



### Economy

**17%** employed in state and local government (25th)

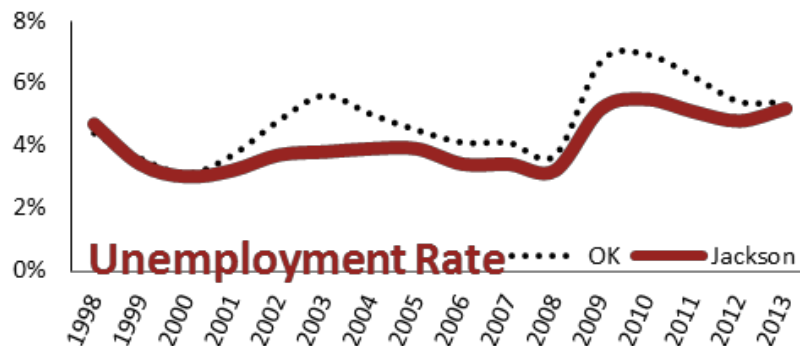
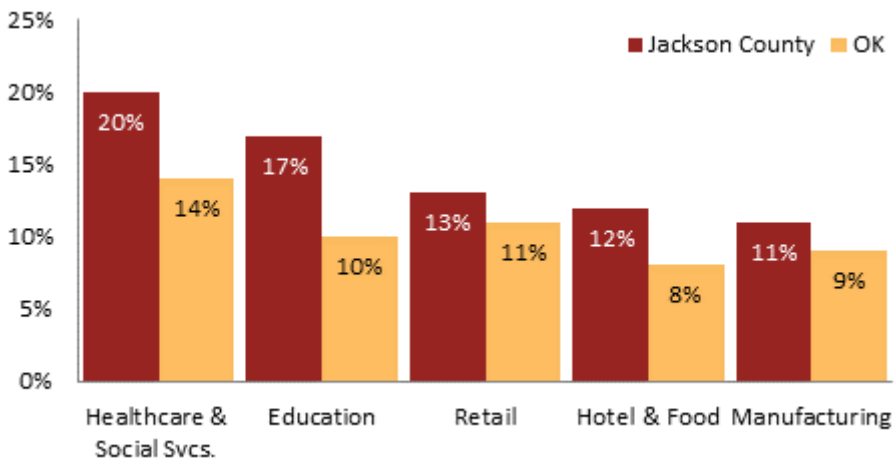
Median Household Income  
**\$40,024** (40th)

**58%** of working-age civilians in labor force (39th)

**6%** are employed in farming (57th)

Top 5 Employment Sectors

**25%** of children live in poverty (39th)

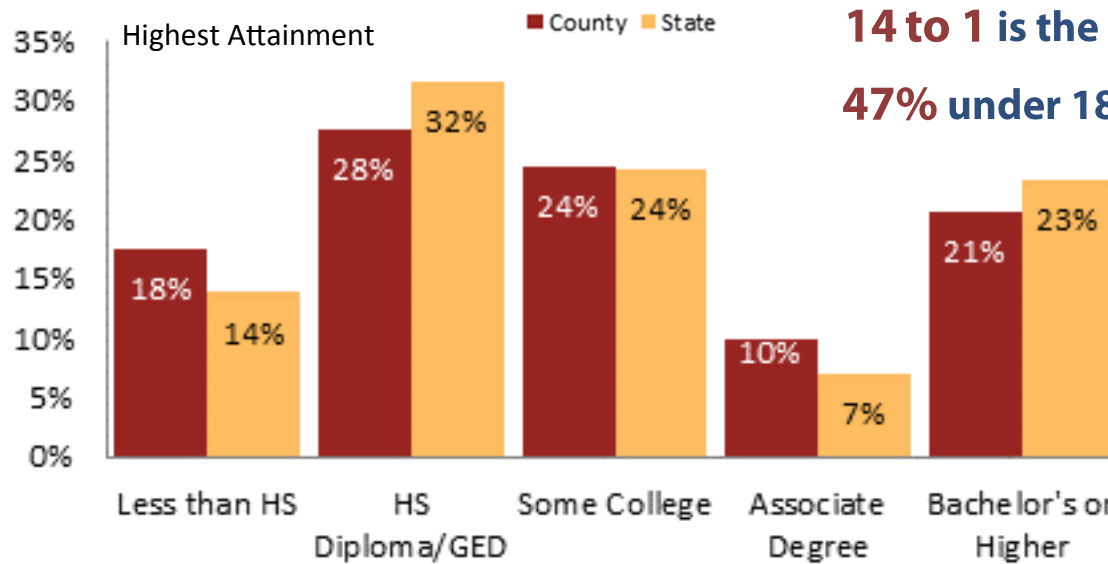


# Education

60% of students eligible for free/reduced lunch (52nd)

14 to 1 is the student to teacher ratio (50th)

47% under 18 yrs. are children of color (24th)



# Health

23% of adults smoke (43rd)

20% of residents under 65 are uninsured (64th)

33% of adults are obese (45th)

73 births per 1000 teenage girls (13th)

12% are enrolled in Medicare (61st)

3% are receiving social security disability (34th)

21st

Overall healthiest

For more county level data sheets and source information visit

[www.okpolicy.org/countystats](http://www.okpolicy.org/countystats)

A rank of 1<sup>st</sup> indicates highest and 77<sup>th</sup> is lowest