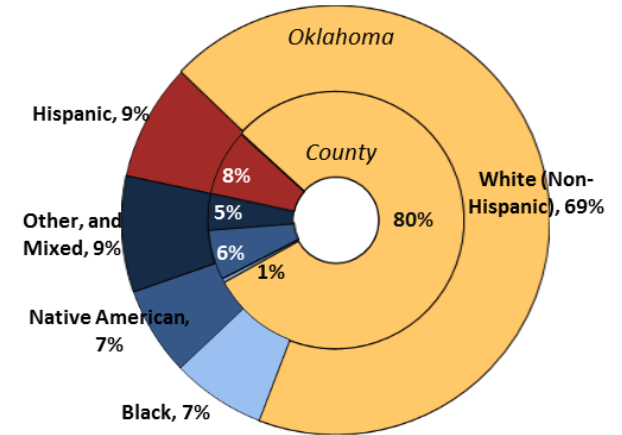
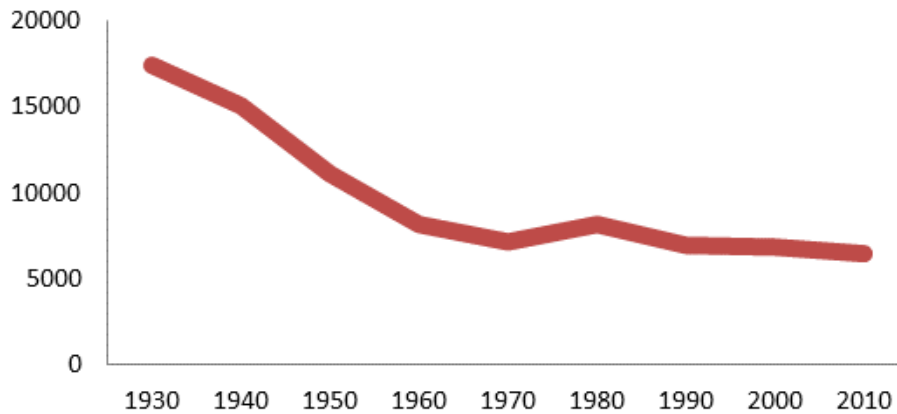


Demographics

Population **6,432** (65th of 77) counties



Economy

Median Household Income **\$31,684** (70th)

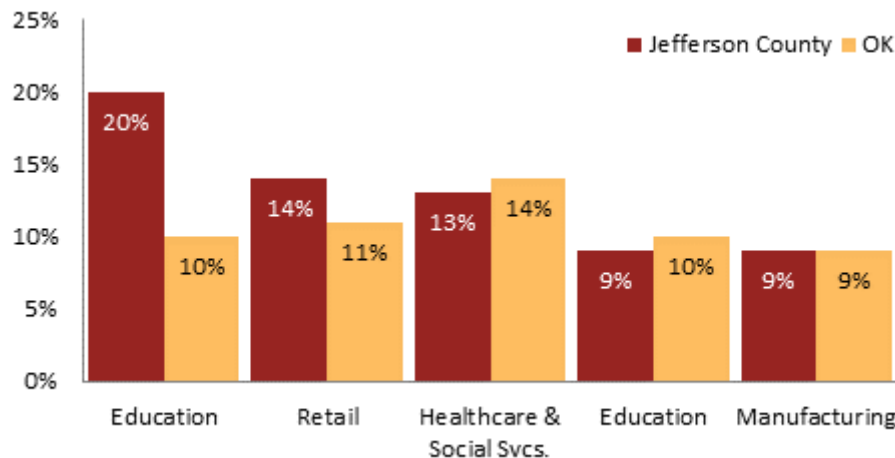
15% employed in state and local government (38th)

55% of working-age civilians in labor force (53rd)

22% are employed in farming (9th)

30% of children live in poverty (20th)

Top 5 Employment Sectors

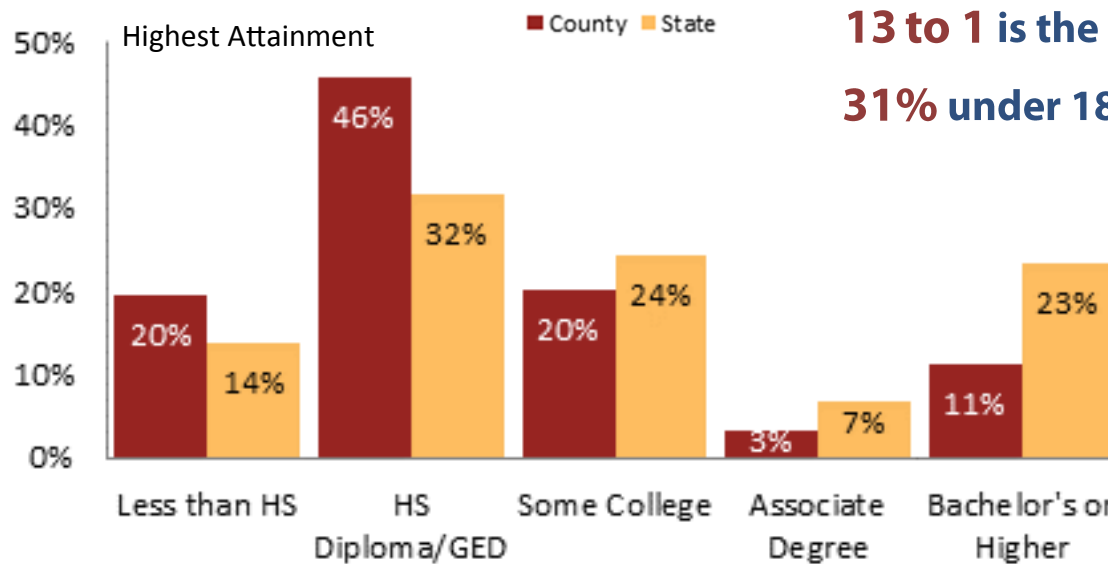


Education

73% of students eligible for free/reduced lunch (17th)

13 to 1 is the student to teacher ratio (69th)

31% under 18 yrs. are children of color (56th)



Health

27% of adults smoke (20th)

26% of residents under 65 are uninsured (13th)

37% of adults are obese (6th)

67 births per 1000 teenage girls (31st)

18% are enrolled in Medicare (7th)

3% are receiving social security disability (27th)

65th

Overall healthiest

For more county level data sheets and source information visit

www.okpolicy.org/countystats

A rank of 1st indicates highest and 77th is lowest