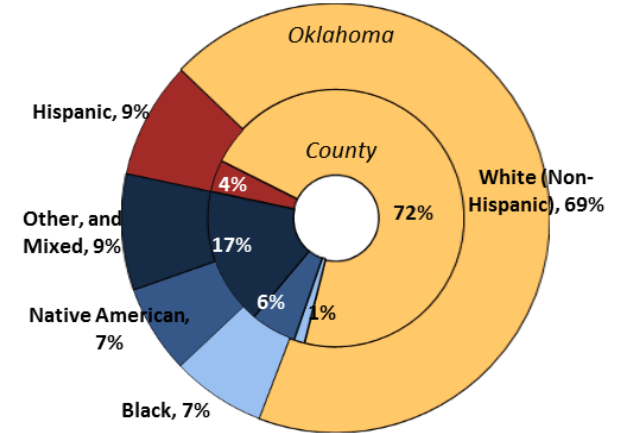
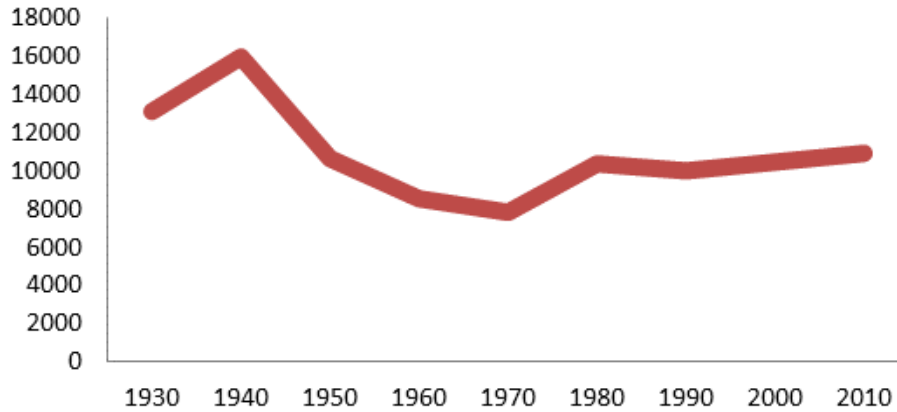


Demographics

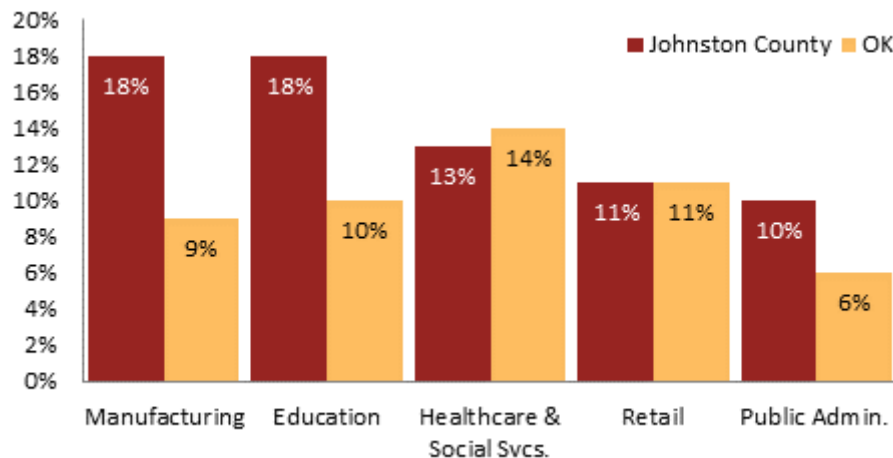
Population 10,990 (56th of 77) counties



Economy

Median Household Income
\$36,135 (56th)

Top 5 Employment Sectors



20% employed in state and local government (13th)

51% of working-age civilians in labor force (69th)

16% are employed in farming (23rd)

29% of children live in poverty (24th)

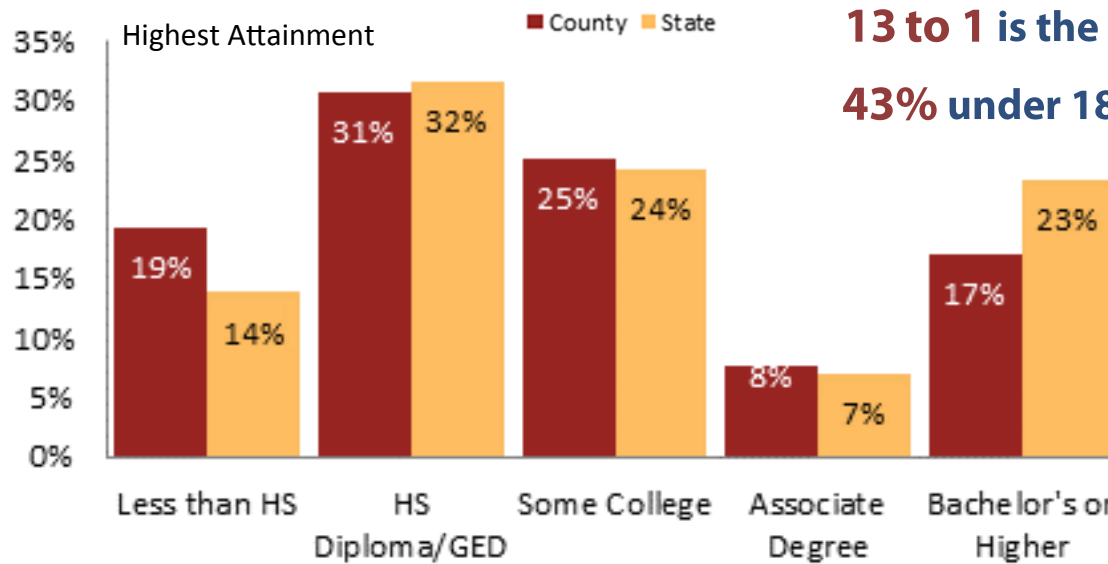


Education

72% of students eligible for free/reduced lunch (19th)

13 to 1 is the student to teacher ratio (62nd)

43% under 18 yrs. are children of color (29th)



Health

23% of adults smoke (42nd)

23% of residents under 65 are uninsured (37th)

31% of adults are obese (67th)

73 births per 1000 teenage girls (14th)

15% are enrolled in Medicare (37th)

4% are receiving social security disability (13th)

72nd

Overall healthiest

For more county level data sheets and source information visit

www.okpolicy.org/countystats

A rank of 1st indicates highest and 77th is lowest