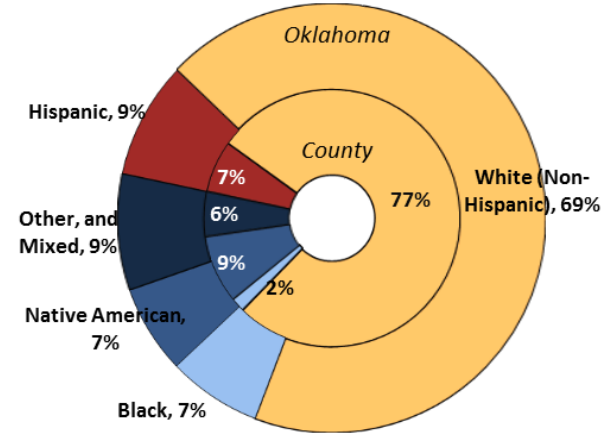
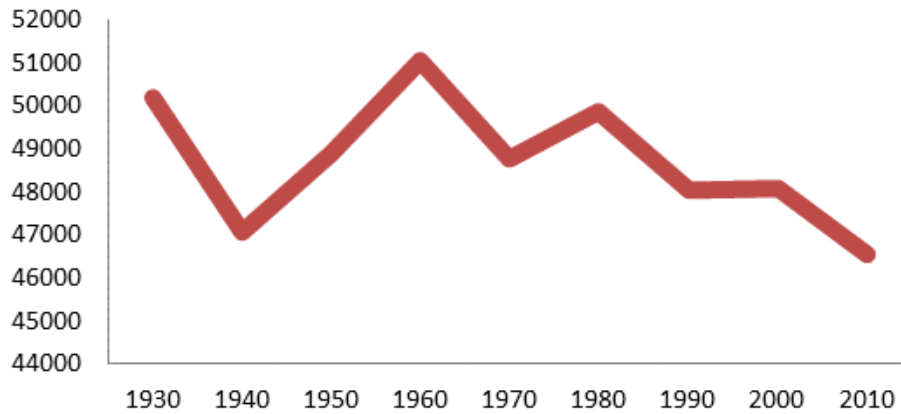


Demographics

Population **45,633** (19th of 77) counties



Economy

Median Household Income **\$39,591** (41st)

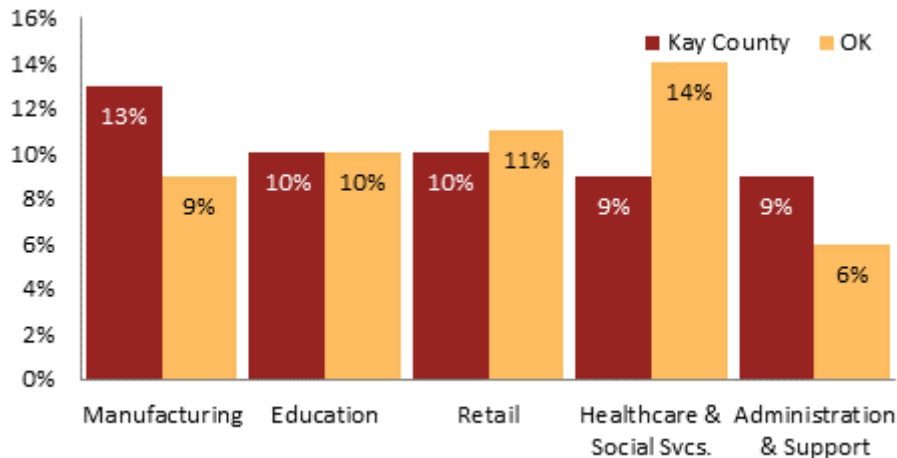
16% employed in state and local government (36th)

60% of working-age civilians in labor force (26th)

4% are employed in farming (69th)

28% of children live in poverty (28th)

Top 5 Employment Sectors

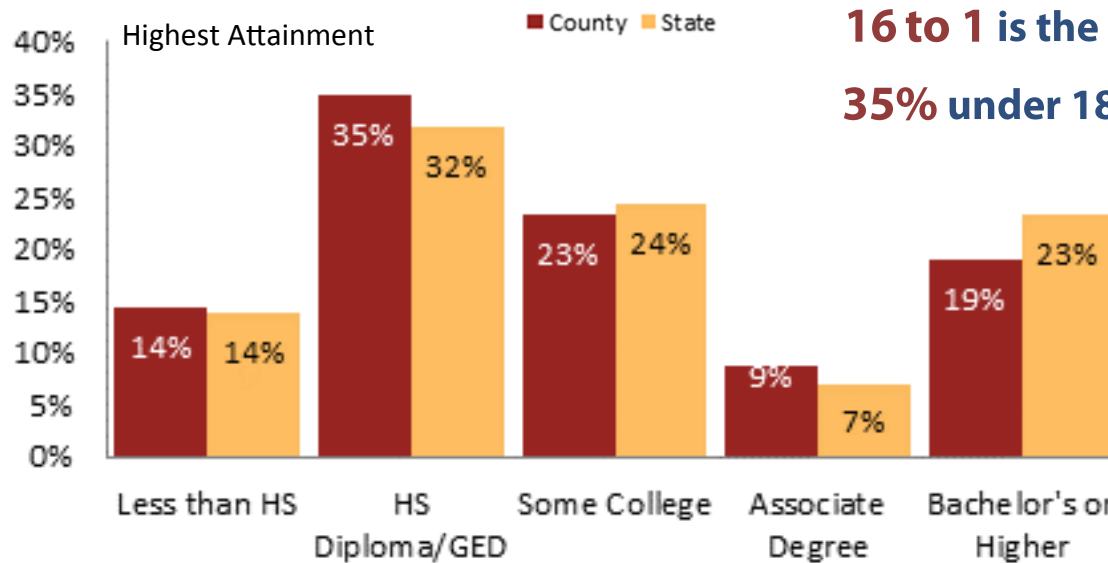


Education

68% of students eligible for free/reduced lunch (32nd)

16 to 1 is the student to teacher ratio (18th)

35% under 18 yrs. are children of color (46th)



Health

20% of adults smoke (58th)

24% of residents under 65 are uninsured (32nd)

36% of adults are obese (16th)

71 births per 1000 teenage girls (19th)

16% are enrolled in Medicare (24th)

2% are receiving social security disability (49th)

43rd

Overall healthiest

For more county level data sheets and source information visit

www.okpolicy.org/countystats

A rank of 1st indicates highest and 77th is lowest