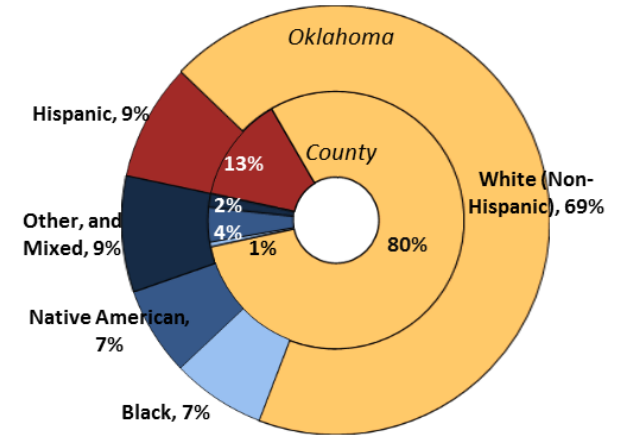
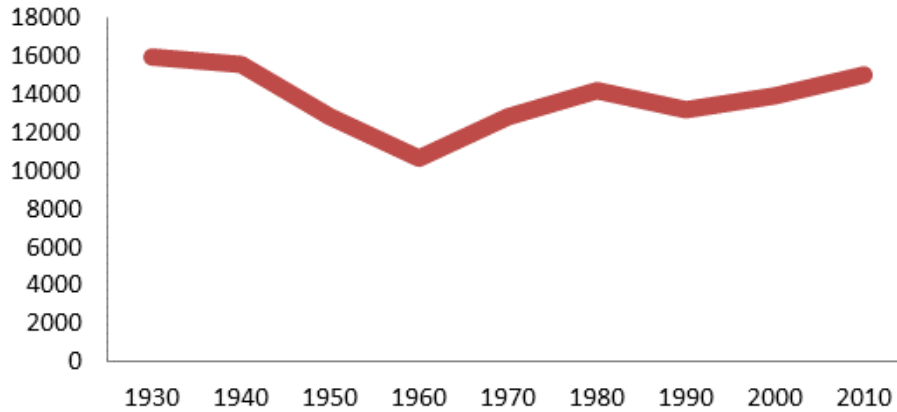


### Demographics

Population 15,276 (45th of 77) counties



### Economy

Median Household Income  
\$53,332 (6th)

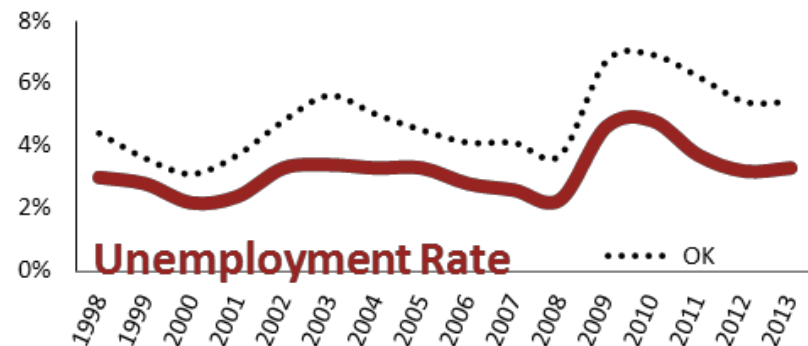
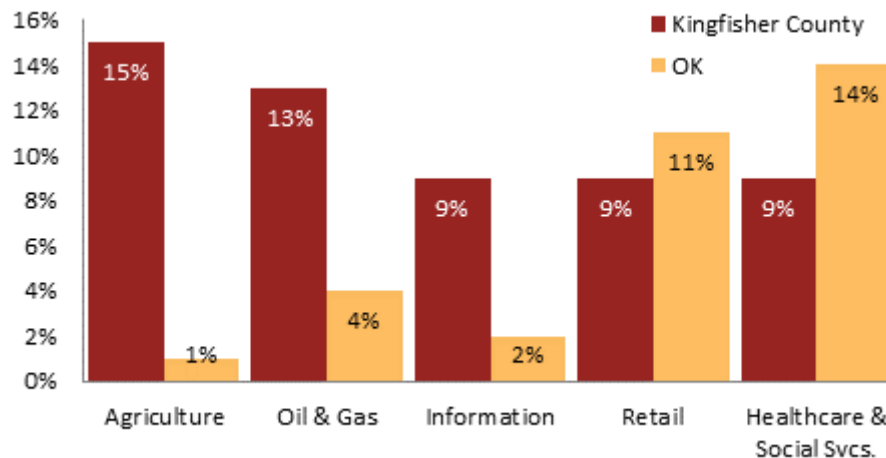
9% employed in state and local government (71st)

68% of working-age civilians in labor force (3rd)

11% are employed in farming (38th)

15% of children live in poverty (73rd)

Top 5 Employment Sectors

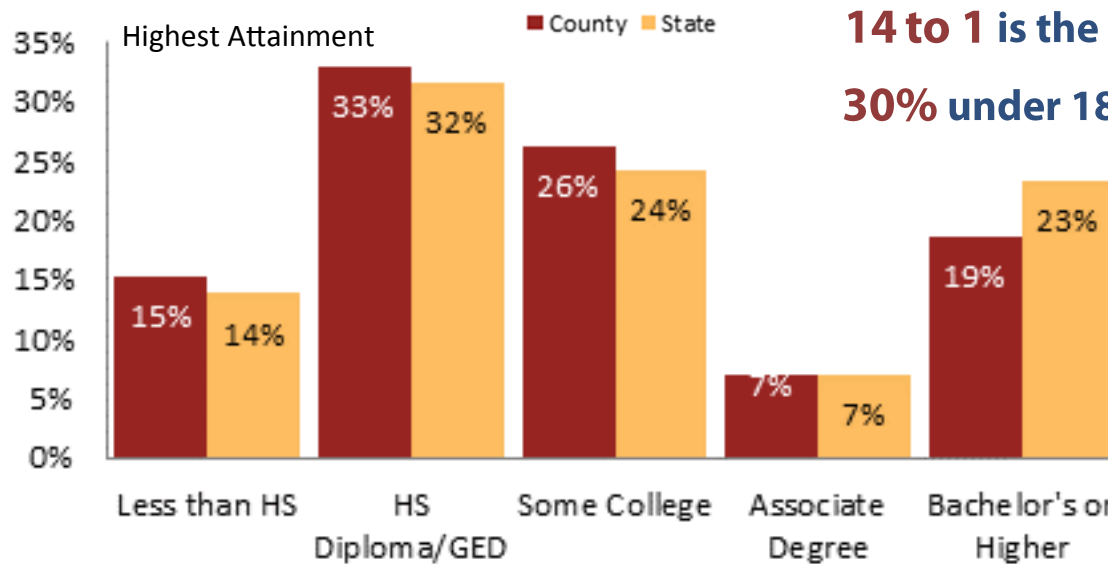


### Education

**58%** of students eligible for free/reduced lunch (56th)

**14 to 1** is the student to teacher ratio (49th)

**30%** under 18 yrs. are children of color (57th)



### Health

**19%** of adults smoke (64th)

**24%** of residents under 65 are uninsured (26th)

**32%** of adults are obese (58th)

**46** births per 1000 teenage girls (61st)

**14%** are enrolled in Medicare (49th)

**1%** are receiving social security disability (72nd)

# 1st

**Overall healthiest**

For more county level data sheets and source information visit

[www.okpolicy.org/countystats](http://www.okpolicy.org/countystats)

A rank of 1<sup>st</sup> indicates highest and 77<sup>th</sup> is lowest