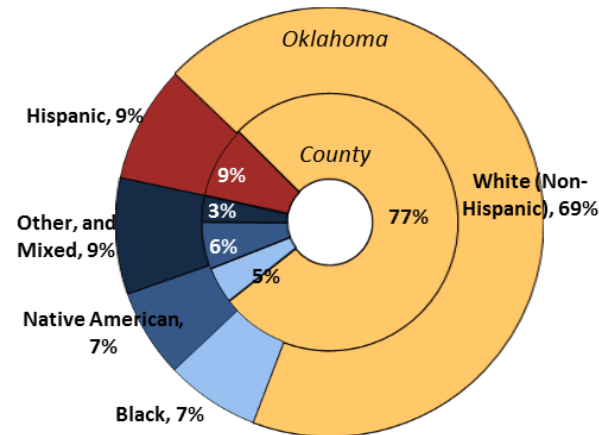
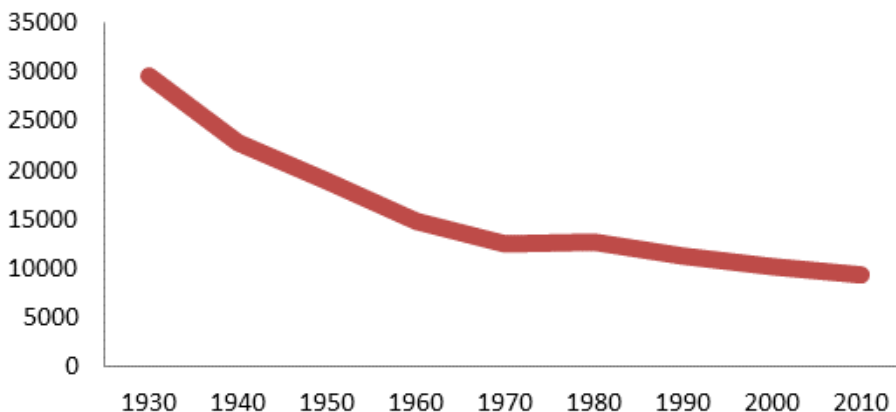


Demographics

Population **9,341** (61st of 77) counties



Economy

Median Household Income **\$36,329** (55th)

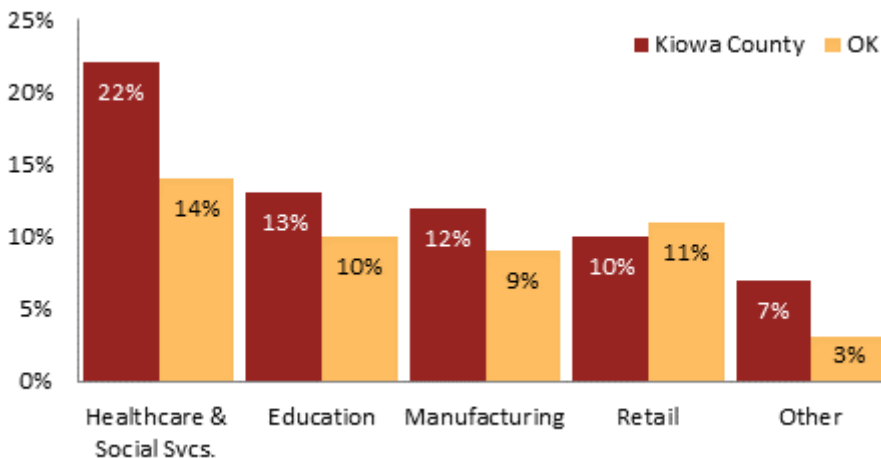
16% employed in state and local government (30th)

55% of working-age civilians in labor force

16% are employed in farming (24th)

30% of children live in poverty (21st)

Top 5 Employment Sectors

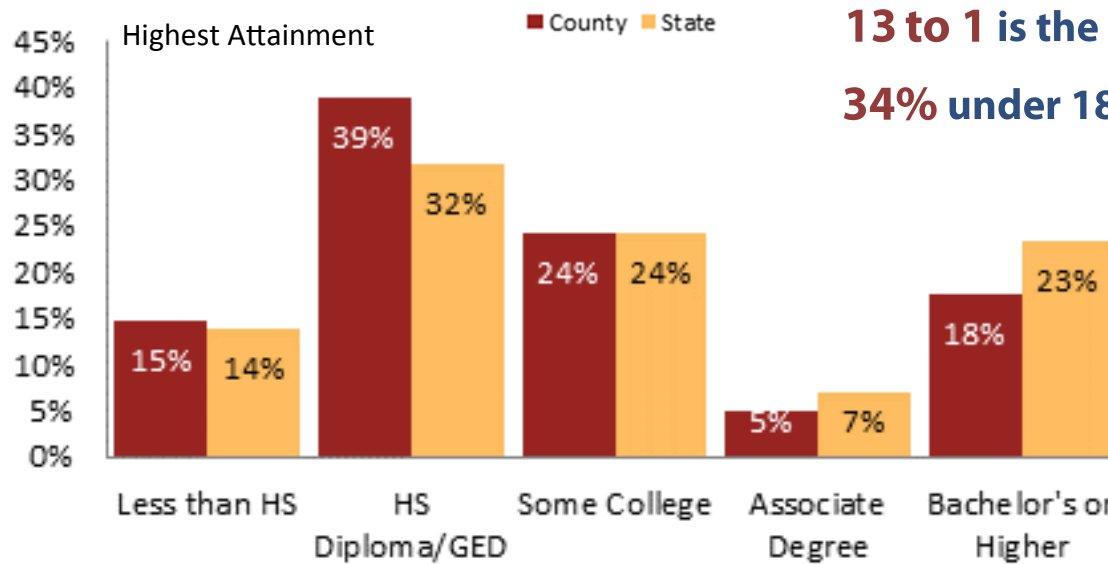


Education

71% of students eligible for free/reduced lunch (25th)

13 to 1 is the student to teacher ratio (60th)

34% under 18 yrs. are children of color (49th)



Health

28% of adults smoke (19th)

21% of residents under 65 are uninsured (57th)

32% of adults are obese (52nd)

63 births per 1000 teenage girls (40th)

18% are enrolled in Medicare (8th)

4% are receiving social security disability (20th)

76th

Overall healthiest

For more county level data sheets and source information visit

www.okpolicy.org/countystats

A rank of 1st indicates highest and 77th is lowest