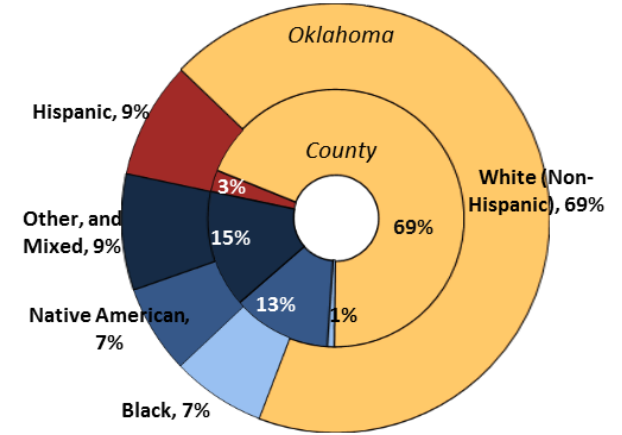
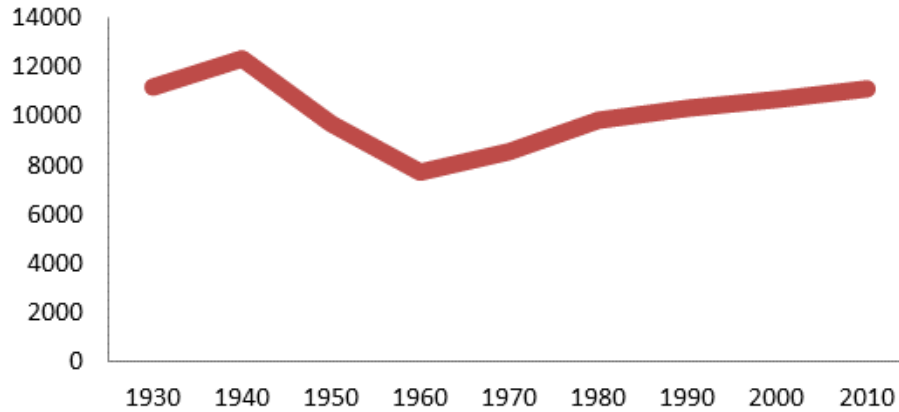


### Demographics

Population 10,775 (57th of 77) counties



### Economy

Median Household Income  
\$35,649 (58th)

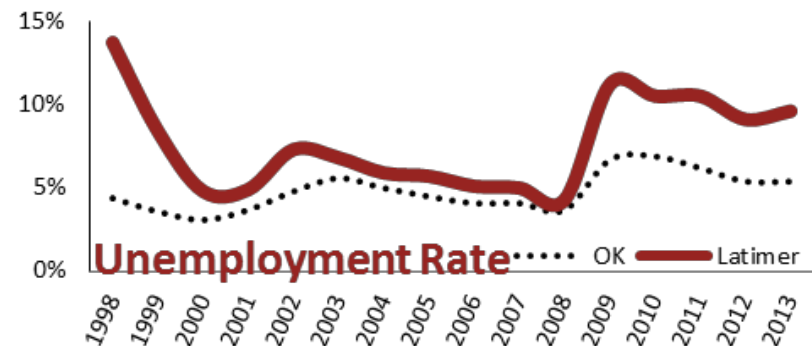
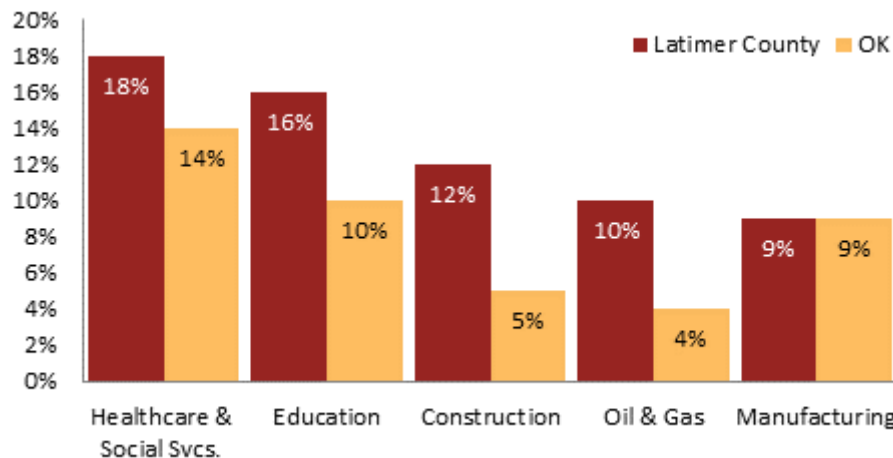
20% employed in state and local government (15th)

53% of working-age civilians in labor force (65th)

12% are employed in farming (36th)

27% of children live in poverty (35th)

Top 5 Employment Sectors

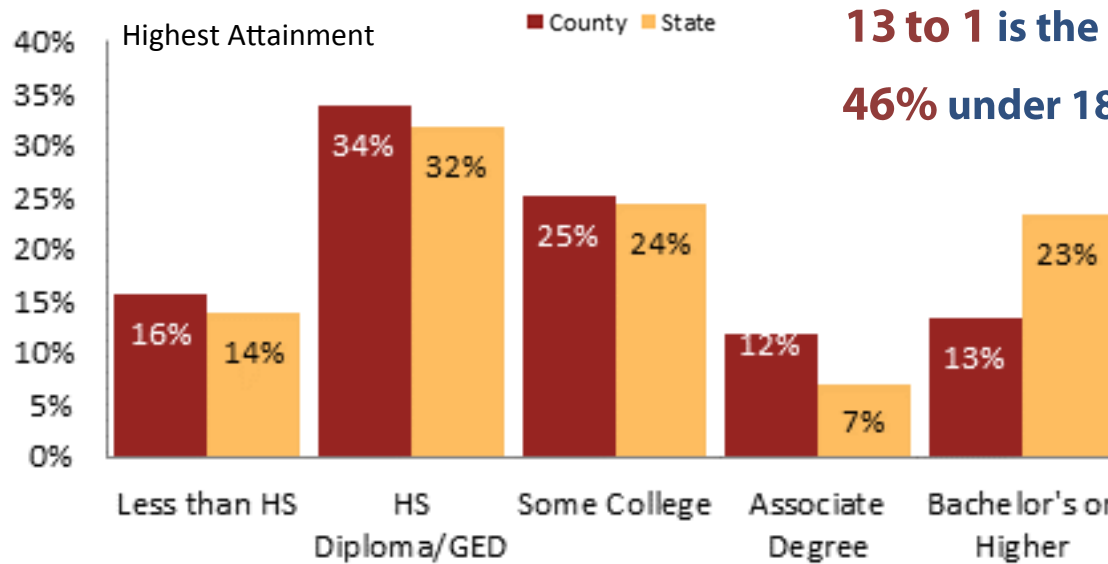


# Education

65% of students eligible for free/reduced lunch (41st)

13 to 1 is the student to teacher ratio (64th)

46% under 18 yrs. are children of color (26th)



# Health

22% of adults smoke (52nd)

22% of residents under 65 are uninsured (52nd)

37% of adults are obese (7th)

52 births per 1000 teenage girls (53rd)

11% are enrolled in Medicare (62nd)

3% are receiving social security disability (23rd)

37th

Overall healthiest

For more county level data sheets and source information visit

[www.okpolicy.org/countystats](http://www.okpolicy.org/countystats)

A rank of 1<sup>st</sup> indicates highest and 77<sup>th</sup> is lowest