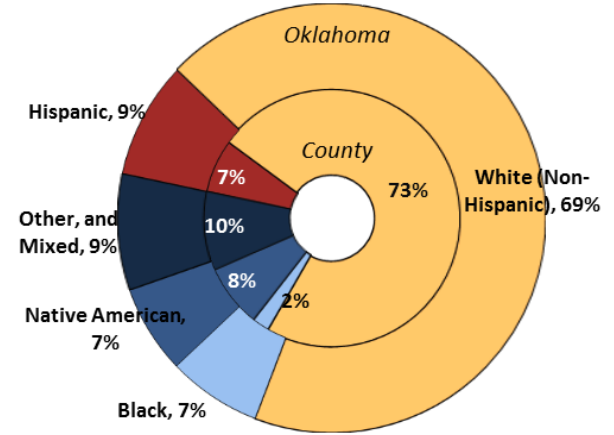
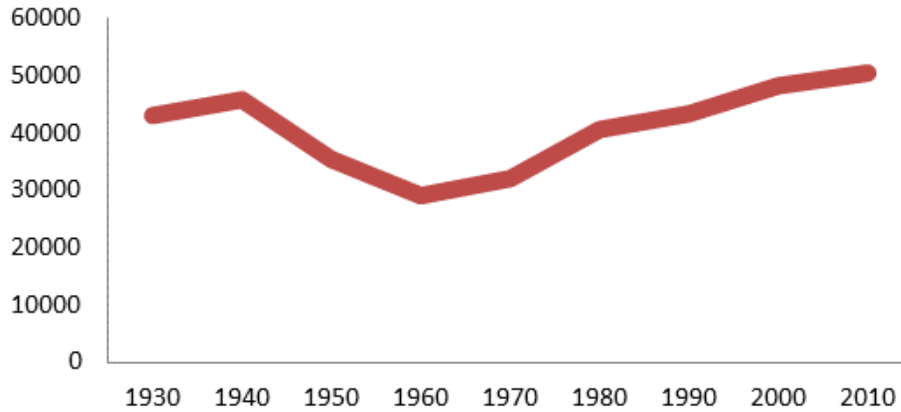


Demographics

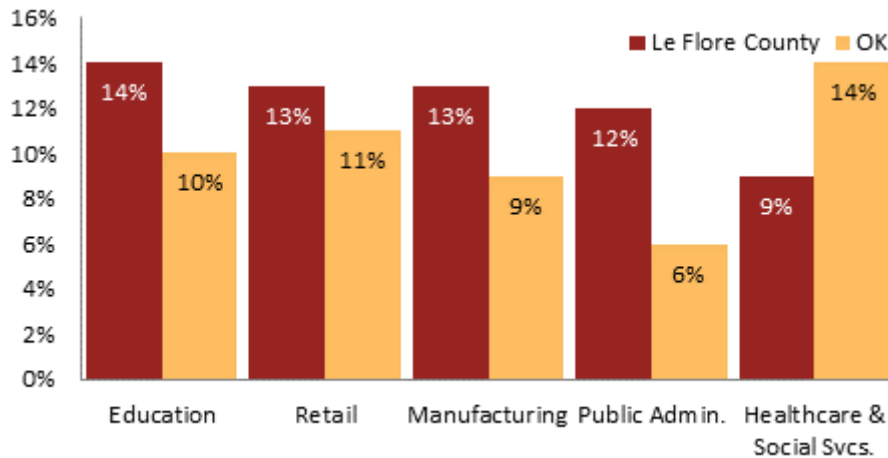
Population **49,774** (15th of 77) counties



Economy

Median Household Income **\$32,778** (67th)

Top 5 Employment Sectors

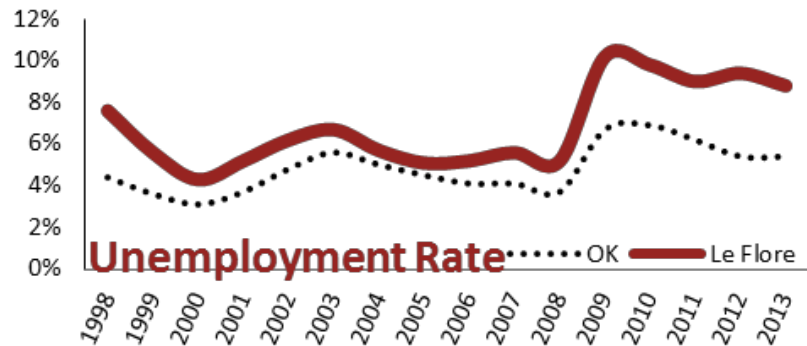


22% employed in state and local government (10th)

54% of working-age civilians in labor force (56th)

10% are employed in farming (41st)

32% of children live in poverty (15th)

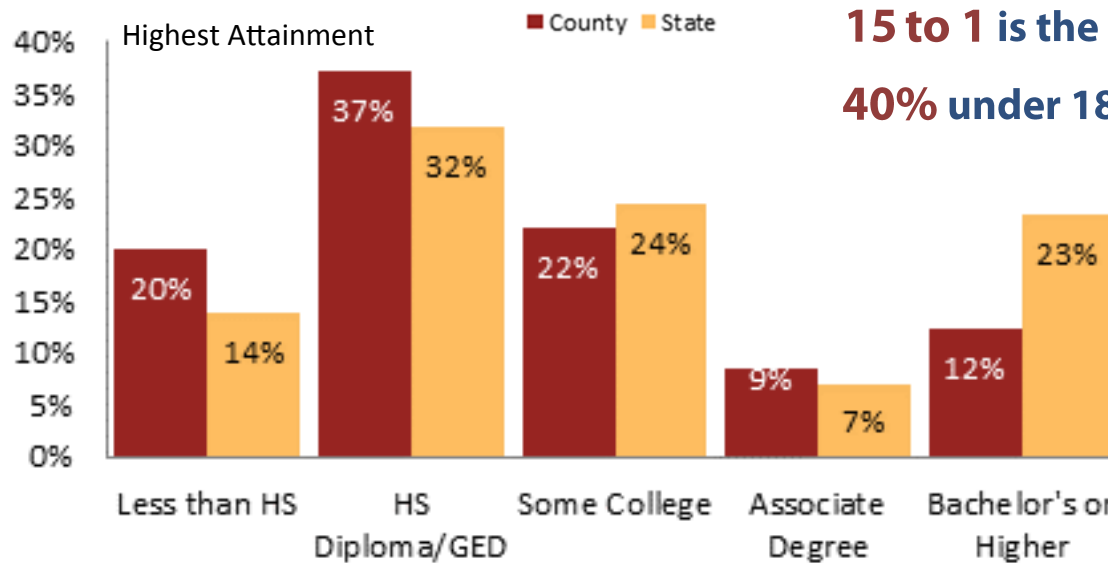


Education

74% of students eligible for free/reduced lunch (13th)

15 to 1 is the student to teacher ratio (44th)

40% under 18 yrs. are children of color (33rd)



Health

25% of adults smoke (39th)

27% of residents under 65 are uninsured (10th)

33% of adults are obese (36th)

70 births per 1000 teenage girls (25th)

14% are enrolled in Medicare (46th)

4% are receiving social security disability (12th)

49th

Overall healthiest

For more county level data sheets and source information visit

www.okpolicy.org/countystats

A rank of 1st indicates highest and 77th is lowest