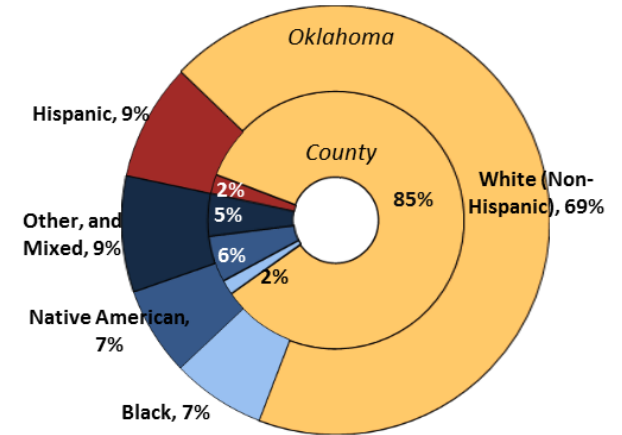
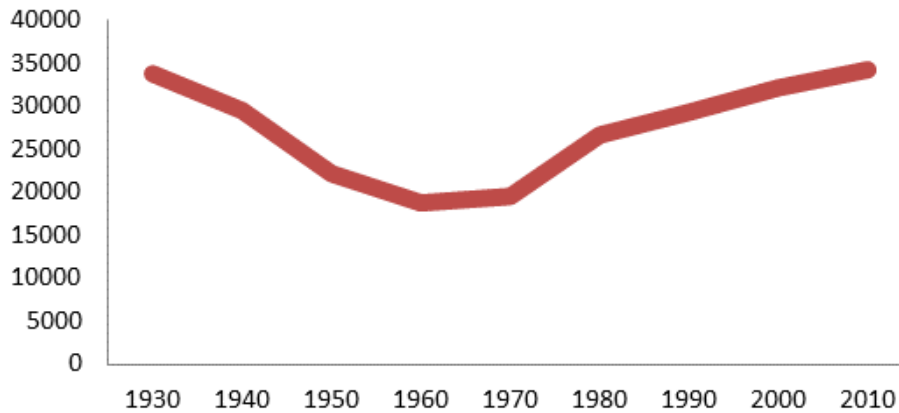


Demographics

Population **34,351** (30th of 77) counties



Economy

Median Household Income **\$44,149** (28th)

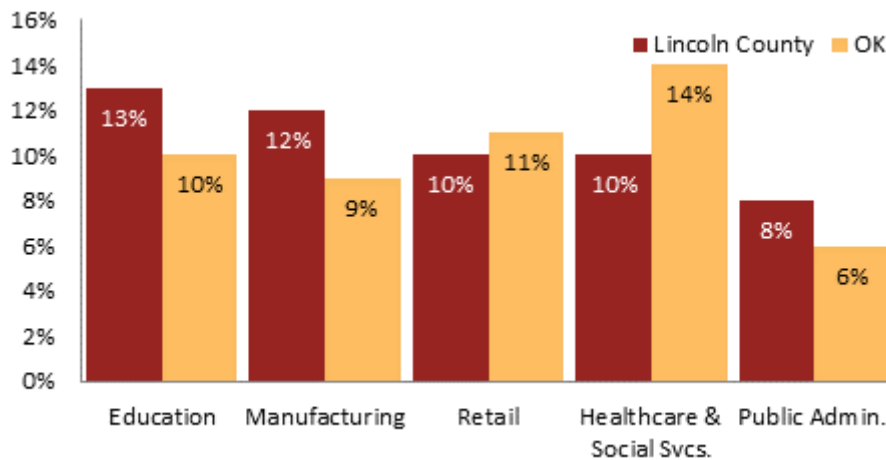
12% employed in state and local government (55th)

59% of working-age civilians in labor force (31st)

15% are employed in farming (25th)

25% of children live in poverty (41st)

Top 5 Employment Sectors

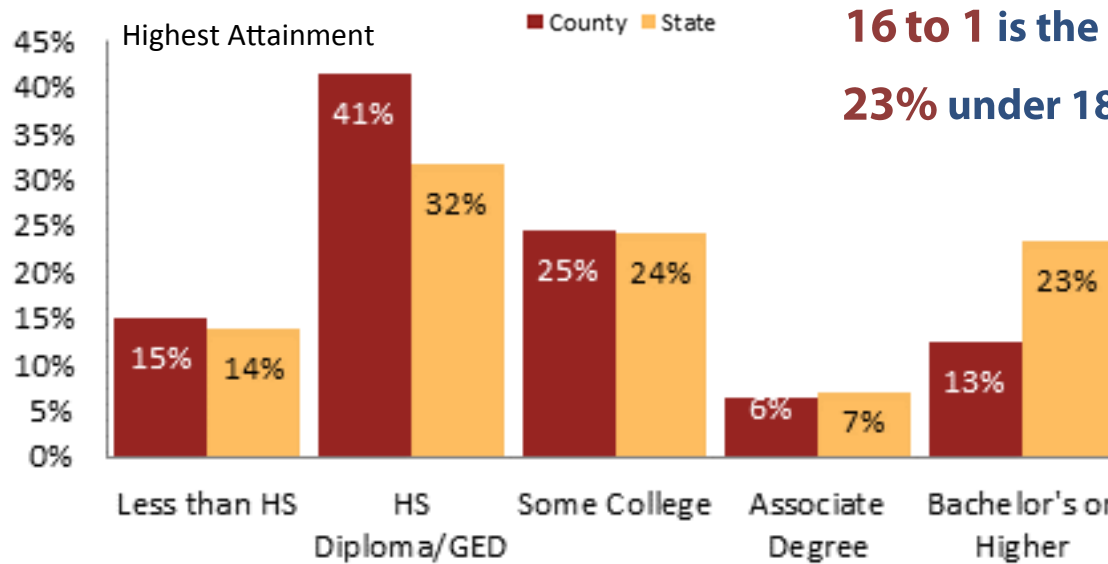


Education

59% of students eligible for free/reduced lunch (54th)

16 to 1 is the student to teacher ratio (26th)

23% under 18 yrs. are children of color (73rd)



Health

27% of adults smoke (24th)

22% of residents under 65 are uninsured (42nd)

32% of adults are obese (55th)

46 births per 1000 teenage girls (62nd)

12% are enrolled in Medicare (58th)

2% are receiving social security disability (50th)

35th

Overall healthiest

For more county level data sheets and source information visit

www.okpolicy.org/countystats

A rank of 1st indicates highest and 77th is lowest