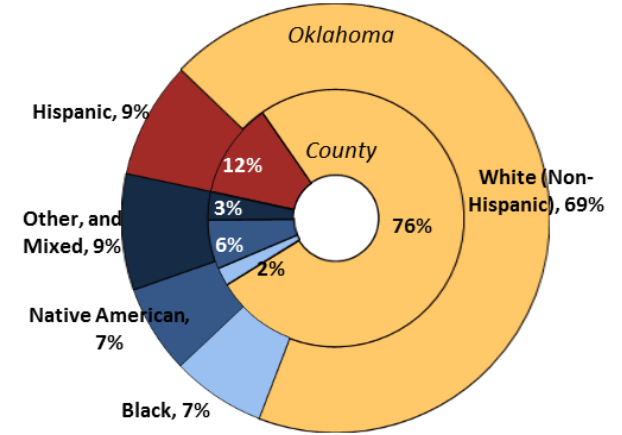
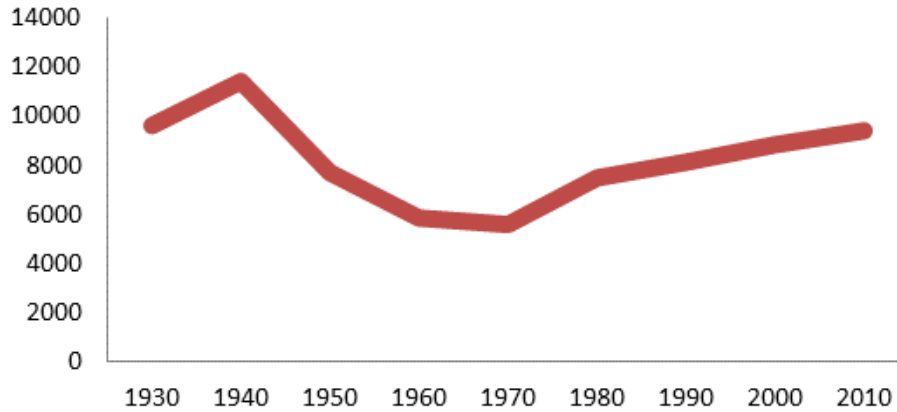


Demographics

Population **9,742** (59th of 77) counties



Economy

Median Household Income
\$43,083 (35th)

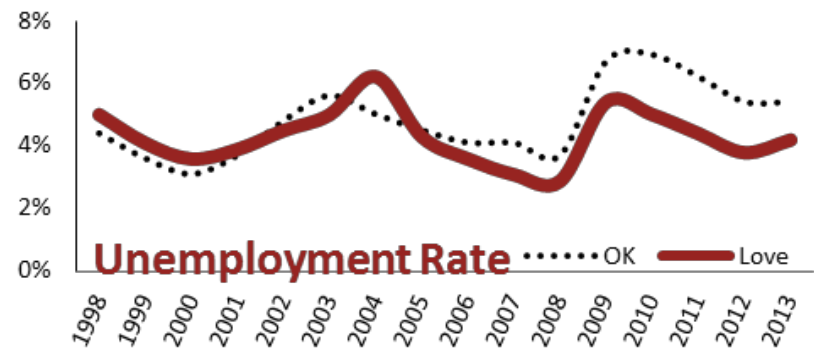
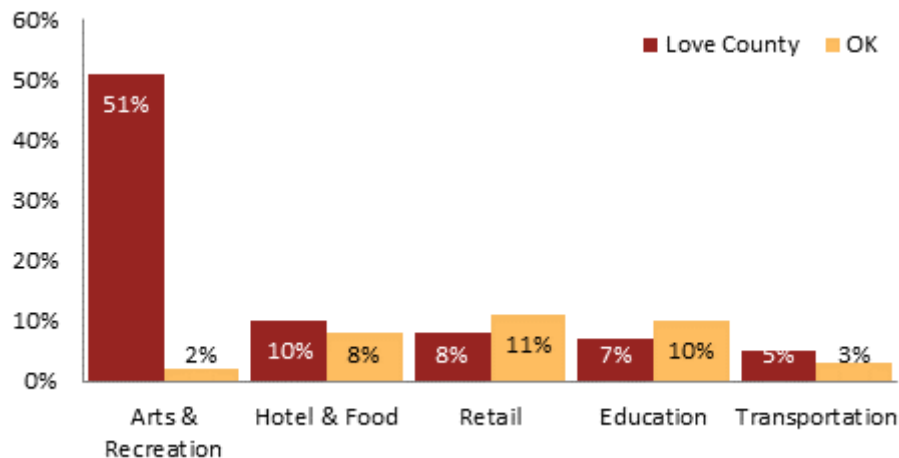
42% employed in state and local government (1st)

59% of working-age civilians in labor force (36th)

12% are employed in farming (37th)

25% of children live in poverty (42nd)

Top 5 Employment Sectors

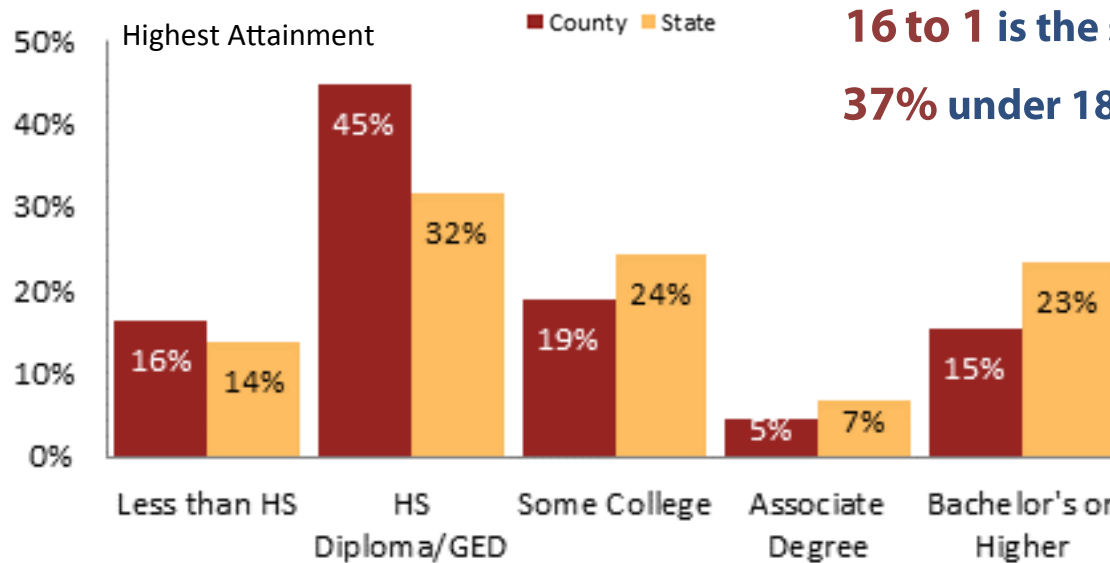


Education

72% of students eligible for free/reduced lunch (21st)

16 to 1 is the student to teacher ratio (20th)

37% under 18 yrs. are children of color (41st)



Health

32% of adults smoke (5th)

24% of residents under 65 are uninsured (28th)

31% of adults are obese (70th)

64 births per 1000 teenage girls (38th)

15% are enrolled in Medicare (29th)

2% are receiving social security disability (45th)

69th

Overall healthiest

For more county level data sheets and source information visit

www.okpolicy.org/countystats

A rank of 1st indicates highest and 77th is lowest