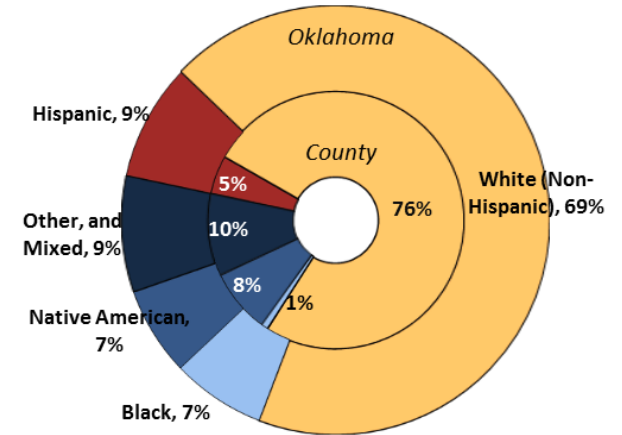
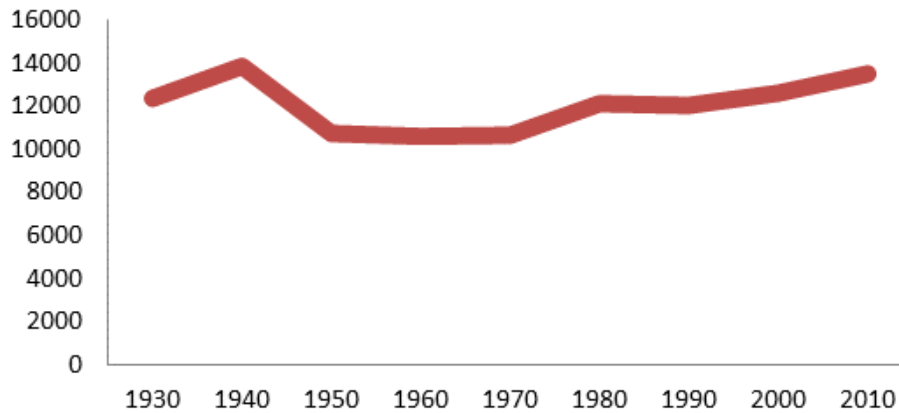


### Demographics

Population 13,712 (50th of 77) counties



### Economy

Median Household Income  
\$42,510 (36th)

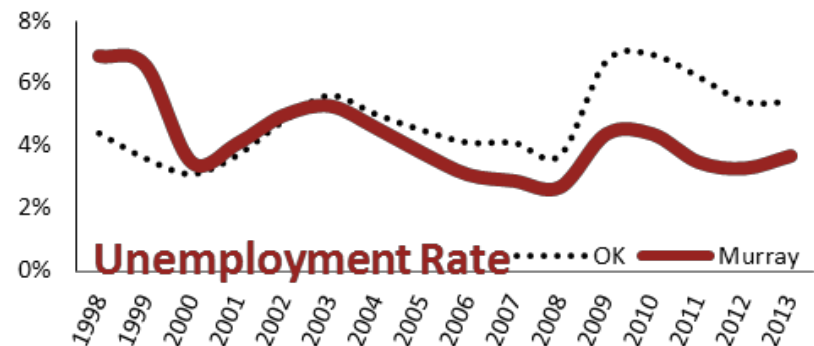
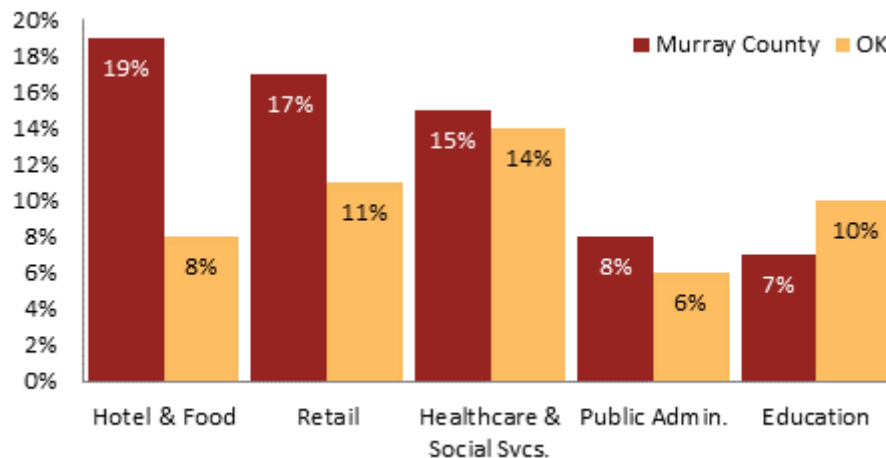
31% employed in state and local government (4th)

61% of working-age civilians in labor force (23rd)

6% are employed in farming (56th)

22% of children live in poverty (50th)

Top 5 Employment Sectors

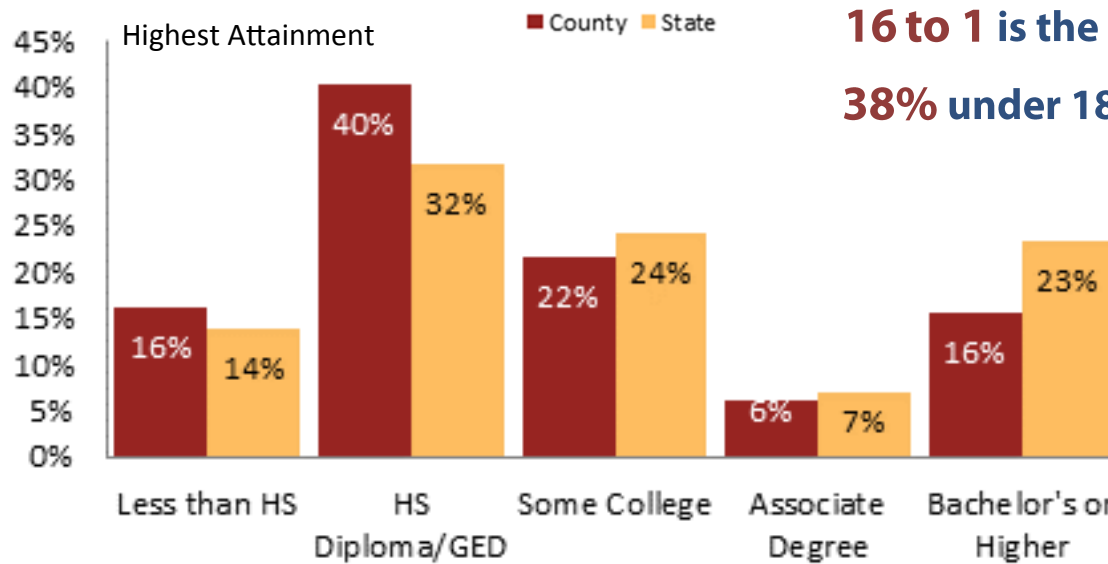


### Education

**56%** of students eligible for free/reduced lunch (60th)

**16 to 1** is the student to teacher ratio (18th)

**38%** under 18 yrs. are children of color (40th)



### Health

**29%** of adults smoke (13th)

**23%** of residents under 65 are uninsured (41st)

**35%** of adults are obese (24th)

**74** births per 1000 teenage girls (11th)

**14%** are enrolled in Medicare (42nd)

**3%** are receiving social security disability (43rd)

# 46th

**Overall healthiest**

For more county level data sheets and source information visit

[www.okpolicy.org/countystats](http://www.okpolicy.org/countystats)

A rank of 1<sup>st</sup> indicates highest and 77<sup>th</sup> is lowest