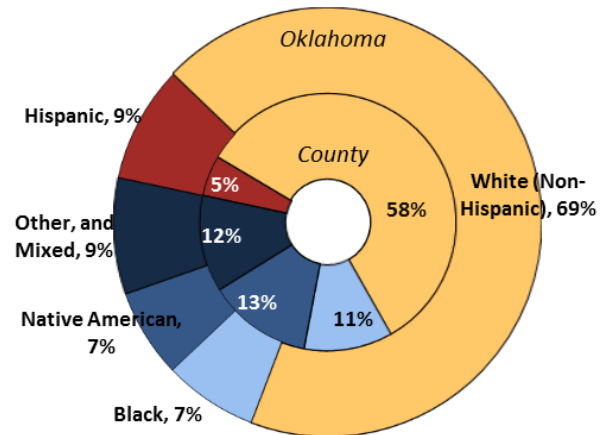
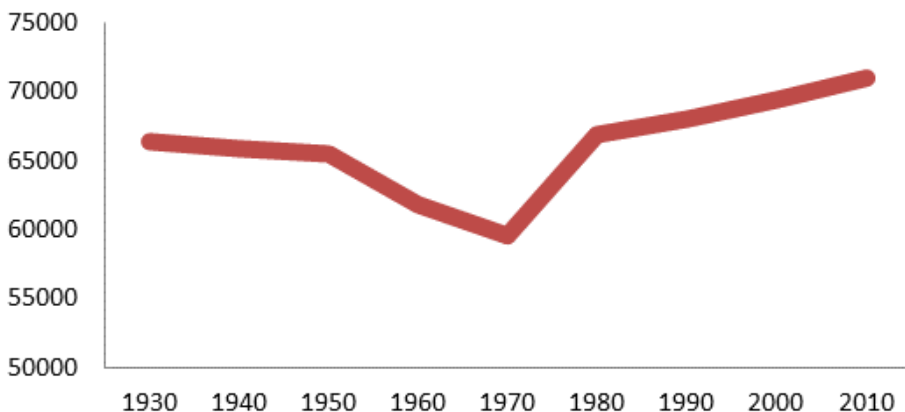


### Demographics

Population **70,303** (11th of 77) counties



### Economy

**16%** employed in state and local government (35th)

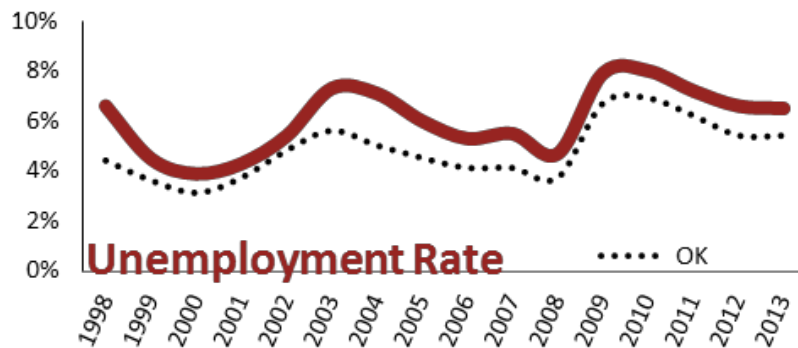
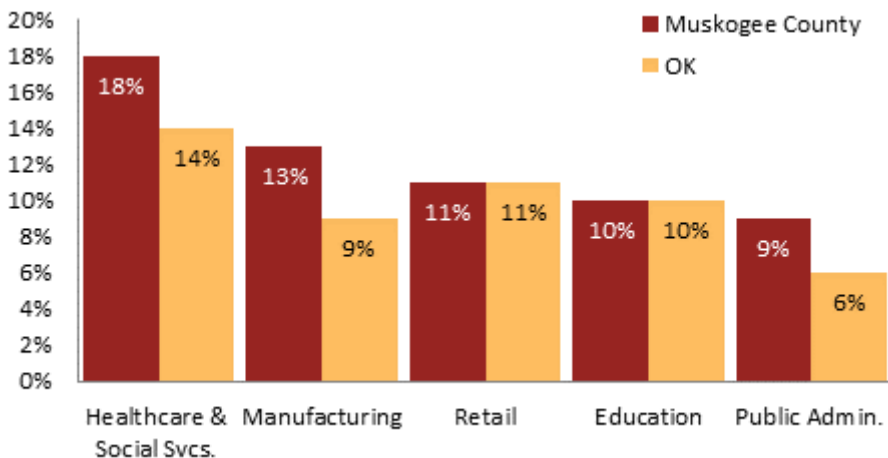
**56%** of working-age civilians in labor force (47th)

**5%** are employed in farming (66th)

**29%** of children live in poverty (25th)

Median Household Income  
**\$37,103** (52nd)

Top 5 Employment Sectors

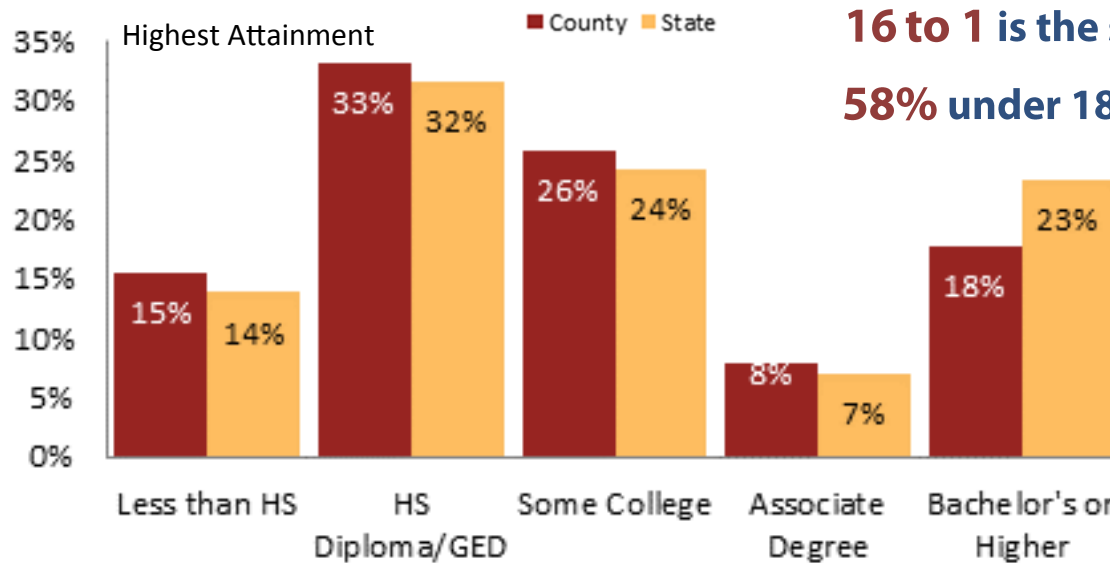


### Education

**68%** of students eligible for free/reduced lunch (33rd)

**16 to 1** is the student to teacher ratio (14th)

**58%** under 18 yrs. are children of color (4th)



### Health

**33%** of adults smoke (4th)

**24%** of residents under 65 are uninsured (30th)

**32%** of adults are obese (55th)

**71** births per 1000 teenage girls (22nd)

**15%** are enrolled in Medicare (27th)

**4%** are receiving social security disability (14th)

# 64th

**Overall healthiest**

For more county level data sheets and source information visit

[www.okpolicy.org/countystats](http://www.okpolicy.org/countystats)

A rank of 1<sup>st</sup> indicates highest and 77<sup>th</sup> is lowest