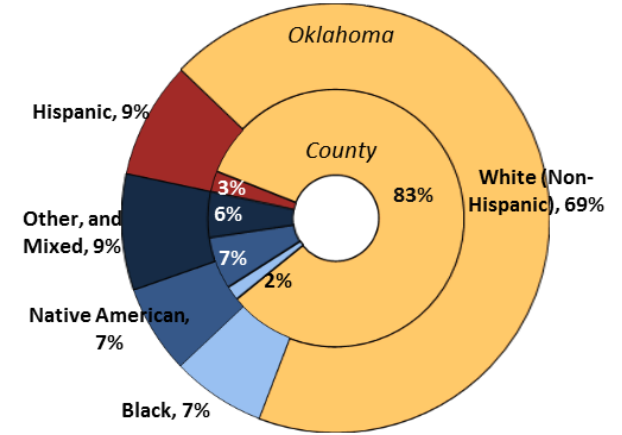
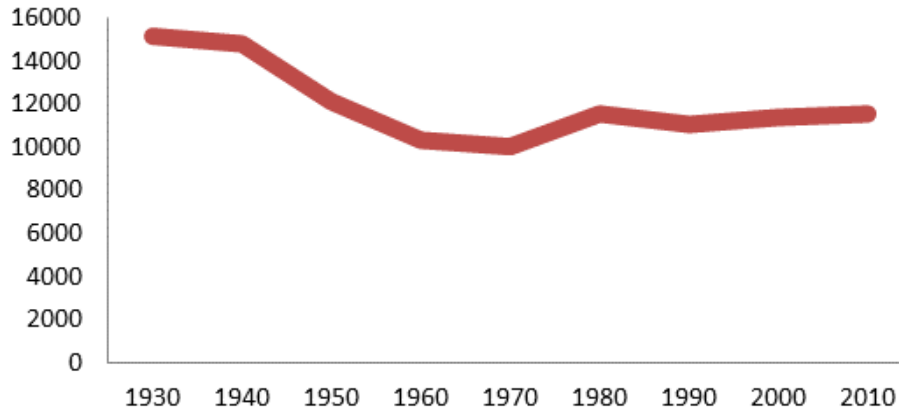


Demographics

Population 11,446 (54th of 77) counties



Economy

Median Household Income
\$43,922 (30th)


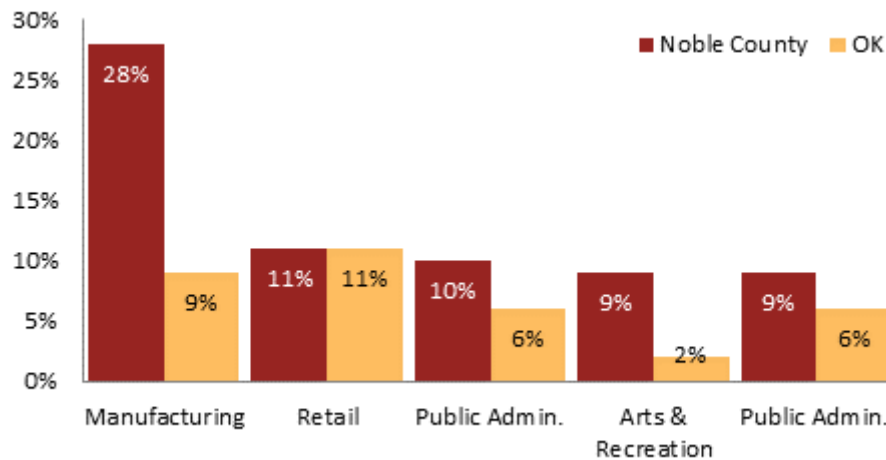
18% employed in state and local government (22nd)

62% of working-age civilians in labor force (20th)

12% are employed in farming (35th)

19% of children live in poverty (59th)

Top 5 Employment Sectors

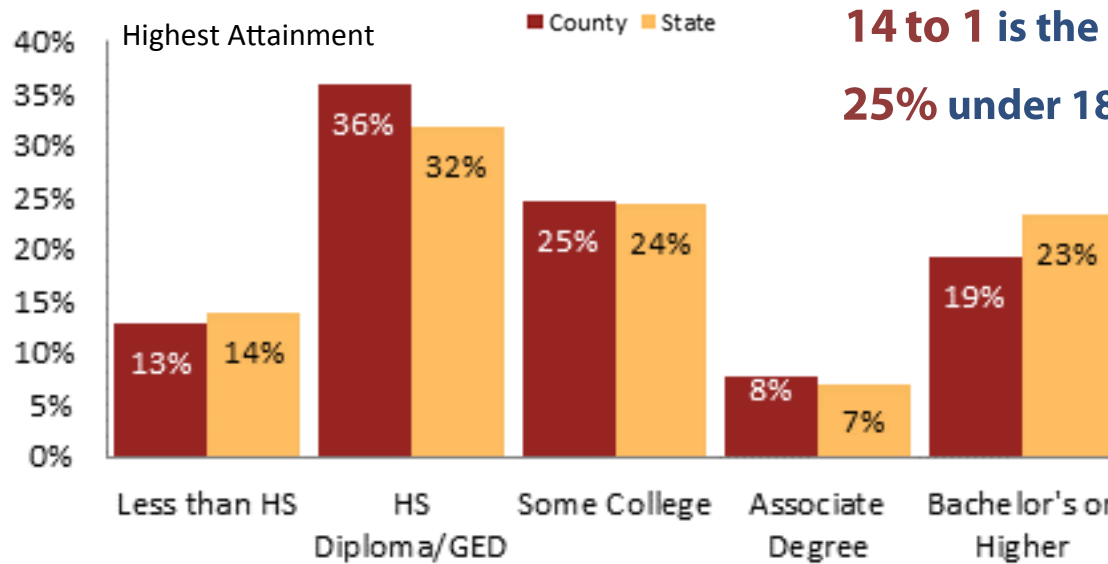


Education

57% of students eligible for free/reduced lunch (59th)

14 to 1 is the student to teacher ratio (58th)

25% under 18 yrs. are children of color (67th)



Health

26% of adults smoke (31st)

18% of residents under 65 are uninsured (75th)

35% of adults are obese (17th)

46 births per 1000 teenage girls (64th)

14% are enrolled in Medicare (43rd)

2% are receiving social security disability (55th)

7th

Overall healthiest

For more county level data sheets and source information visit

www.okpolicy.org/countystats

A rank of 1st indicates highest and 77th is lowest