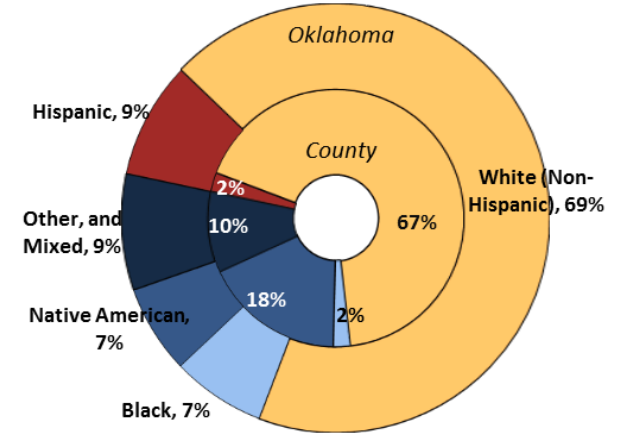
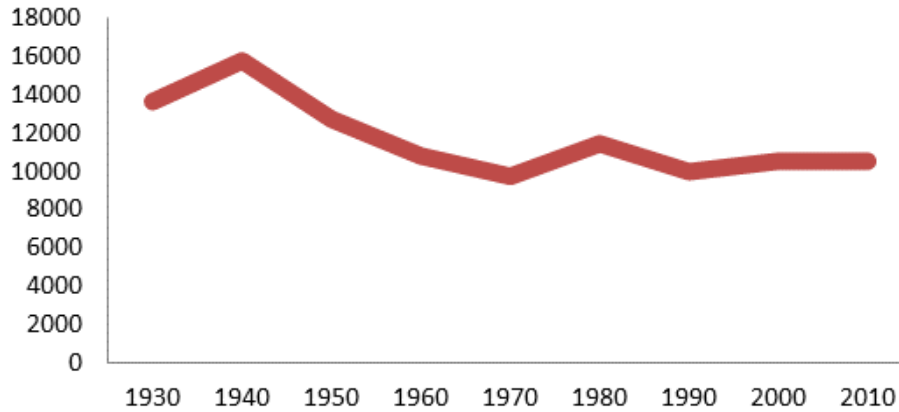


Demographics

Population **10,555** (58th of 77) counties



Economy

Median Household Income **\$38,497** (44th)

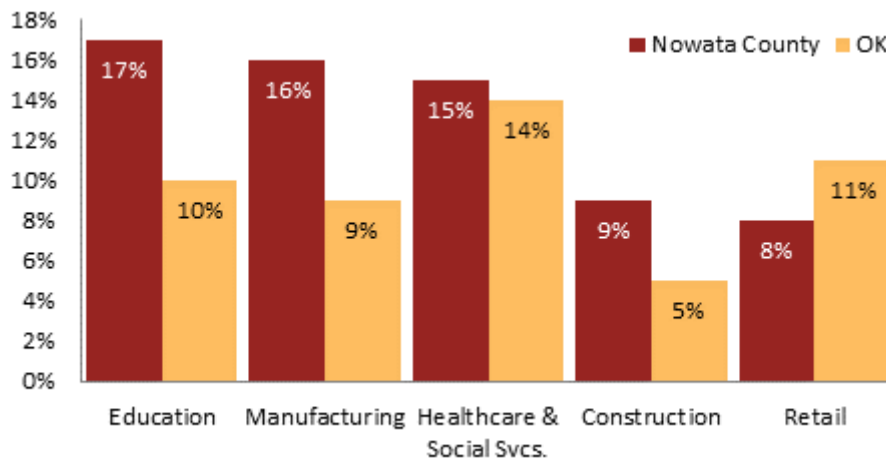
12% employed in state and local government (54th)

56% of working-age civilians in labor force (44th)

22% are employed in farming (10th)

29% of children live in poverty (23rd)

Top 5 Employment Sectors

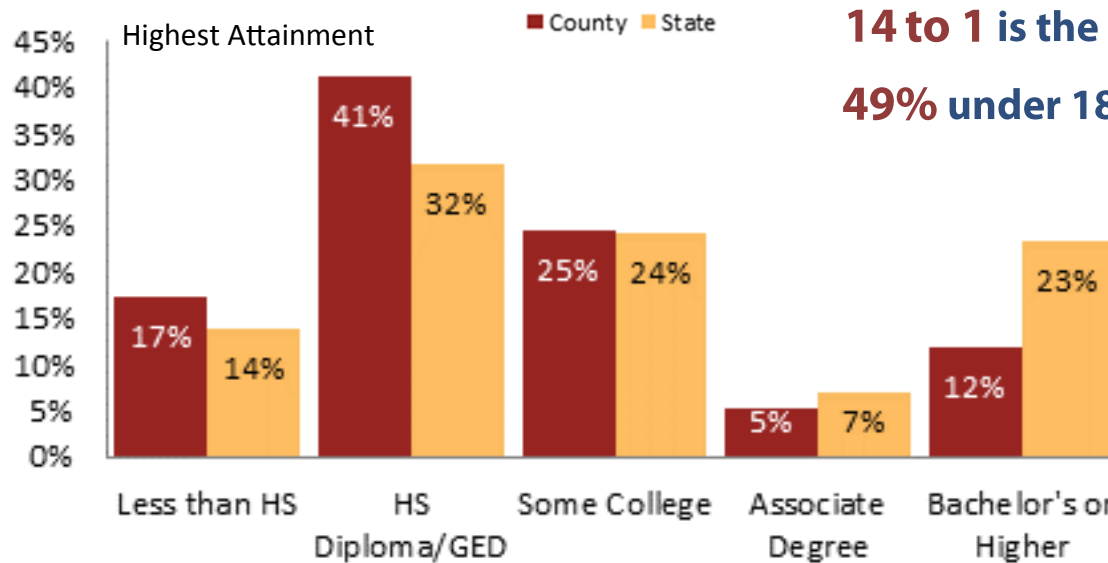


Education

68% of students eligible for free/reduced lunch (35th)

14 to 1 is the student to teacher ratio (51st)

49% under 18 yrs. are children of color (14th)



Health

25% of adults smoke (35th)

22% of residents under 65 are uninsured (48th)

33% of adults are obese (39th)

49 births per 1000 teenage girls (57th)

16% are enrolled in Medicare (25th)

3% are receiving social security disability (42nd)

13th

Overall healthiest

For more county level data sheets and source information visit

www.okpolicy.org/countystats

A rank of 1st indicates highest and 77th is lowest