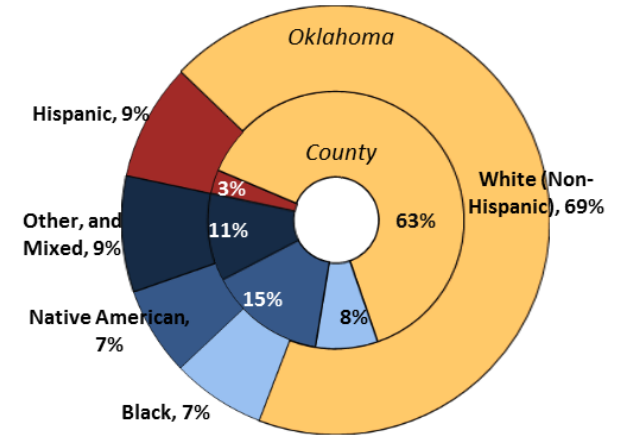
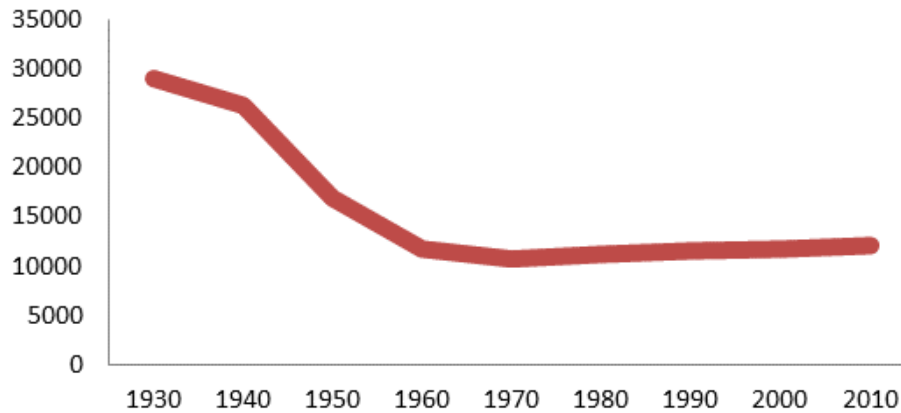


Demographics

Population 12,377 (52nd of 77) counties



Economy

Median Household Income
\$31,556 (71st)

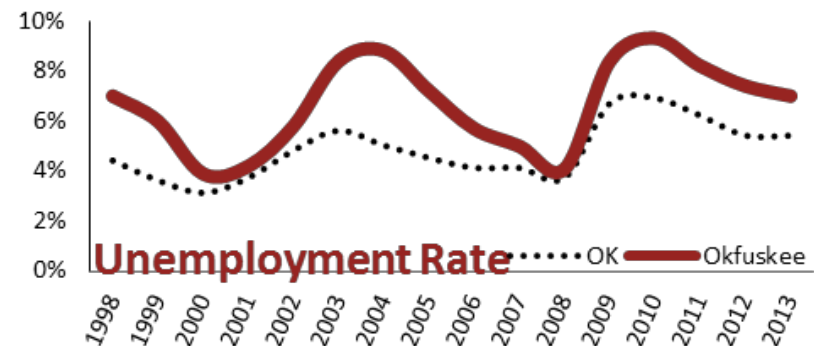
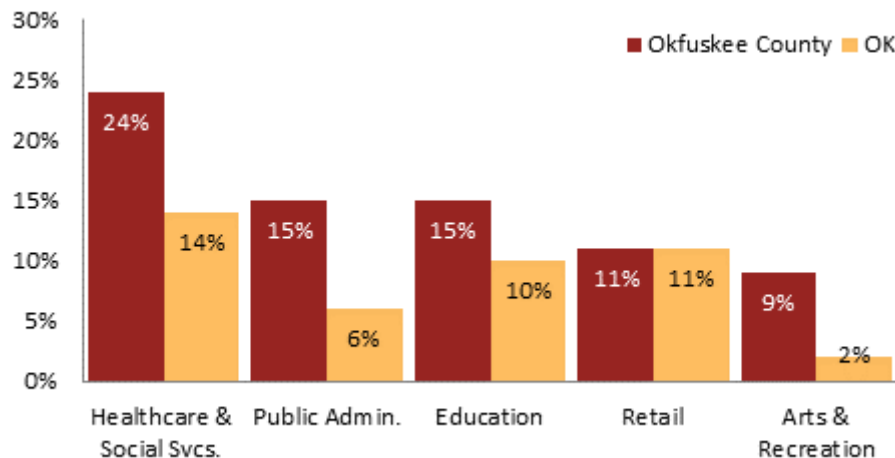
23% employed in state and local government (9th)

49% of working-age civilians in labor force (73rd)

20% are employed in farming (15th)

34% of children live in poverty (6th)

Top 5 Employment Sectors

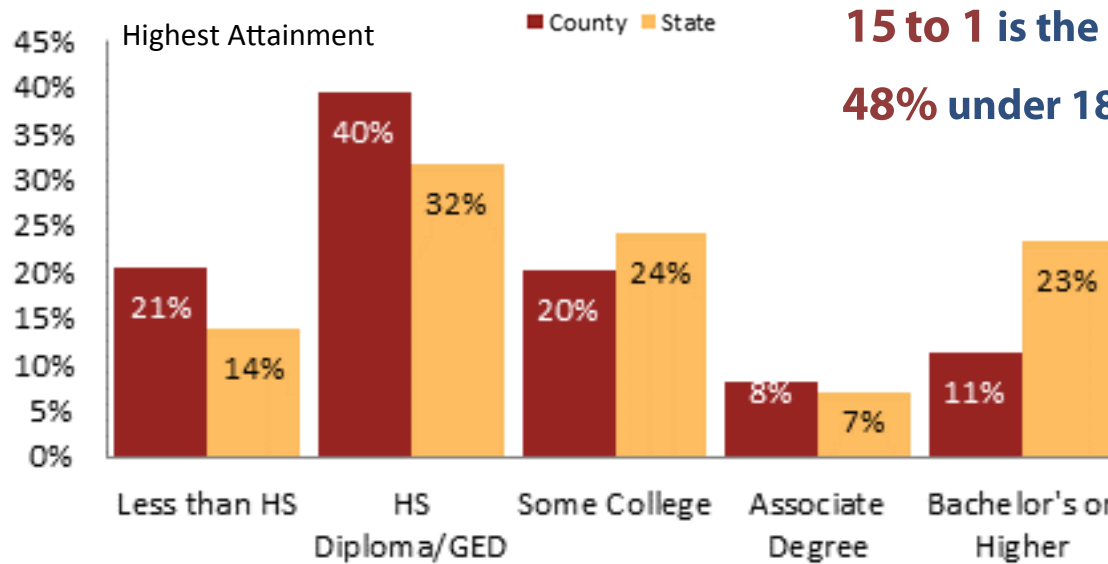


Education

81% of students eligible for free/reduced lunch (4th)

15 to 1 is the student to teacher ratio (40th)

48% under 18 yrs. are children of color (20th)



Health

25% of adults smoke (35th)

25% of residents under 65 are uninsured (21st)

35% of adults are obese (20th)

66 births per 1000 teenage girls (35th)

14% are enrolled in Medicare (50th)

5% are receiving social security disability (6th)

63rd

Overall healthiest

For more county level data sheets and source information visit

www.okpolicy.org/countystats

A rank of 1st indicates highest and 77th is lowest