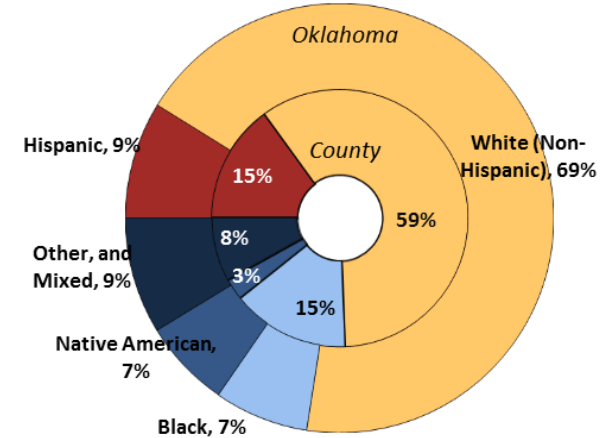
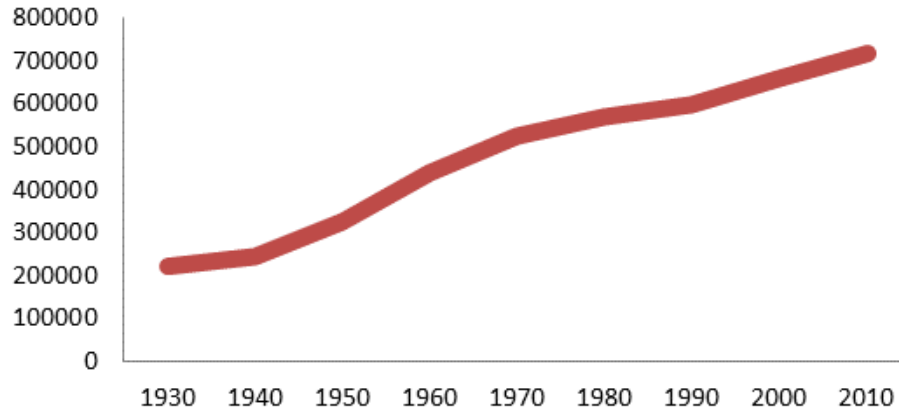


Demographics

Population **755,245** (1st of 77) counties



Economy

Median Household Income **\$43,623** (32nd)

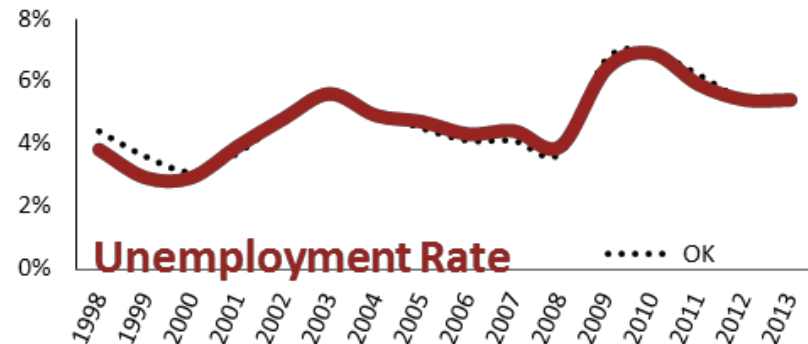
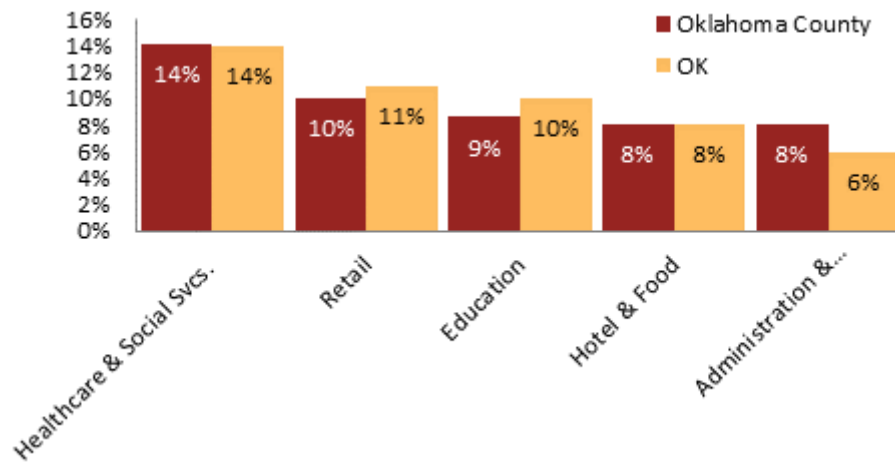
10% employed in state and local government (64th)

66% of working-age civilians in labor force (7th)

0% are employed in farming (77th)

27% of children live in poverty (29th)

Top 5 Employment Sectors

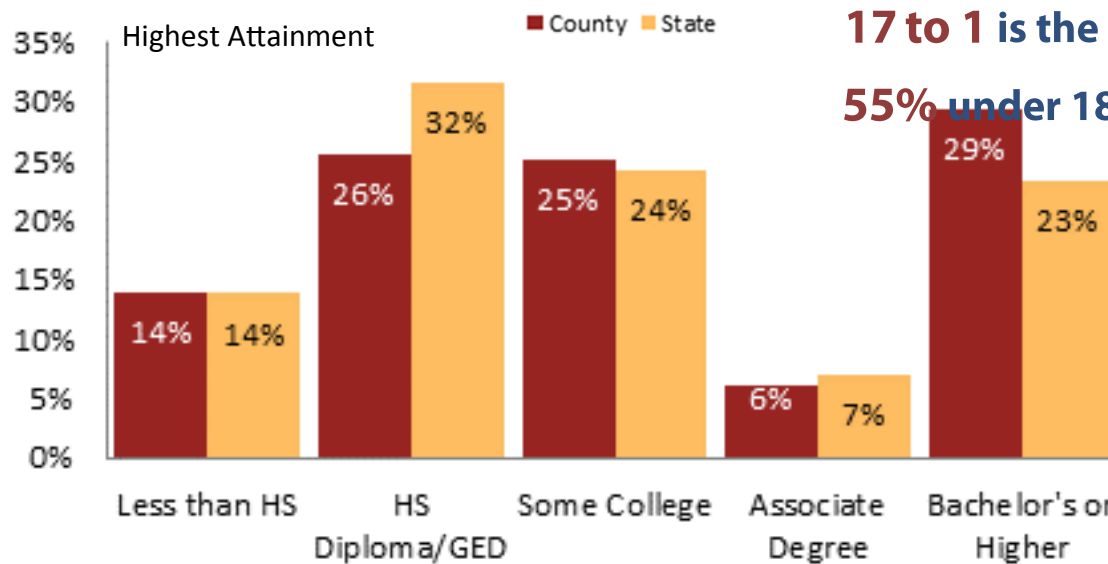


Unemployment Rate

..... OK

Education

65% of students eligible for free/reduced lunch (40th)



17 to 1 is the student to teacher ratio (5th)

55% under 18 yrs. are children of color (5th)

Health

24% of adults smoke (40th)

23% of residents under 65 are uninsured (38th)

30% of adults are obese (73rd)

63 births per 1000 teenage girls (41st)

10% are enrolled in Medicare (67th)

3% are receiving social security disability (39th)

30th

Overall healthiest

For more county level data sheets and source information visit

www.okpolicy.org/countystats

A rank of 1st indicates highest and 77th is lowest