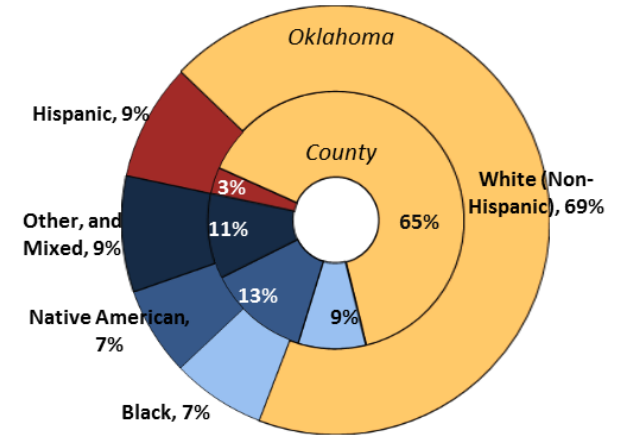
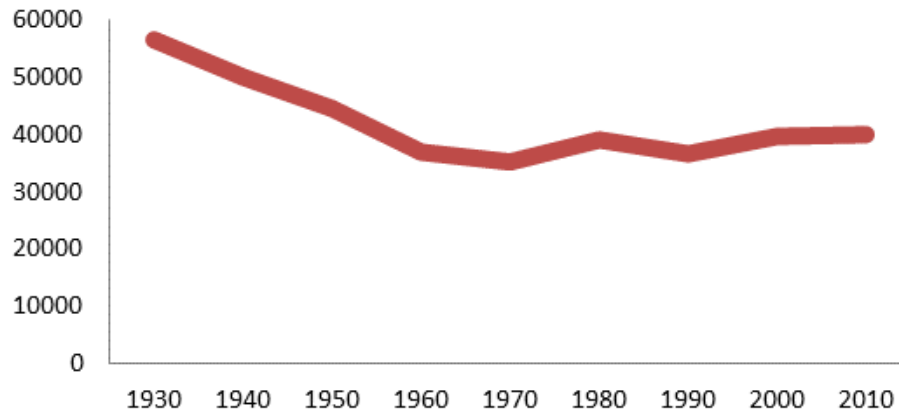


Demographics

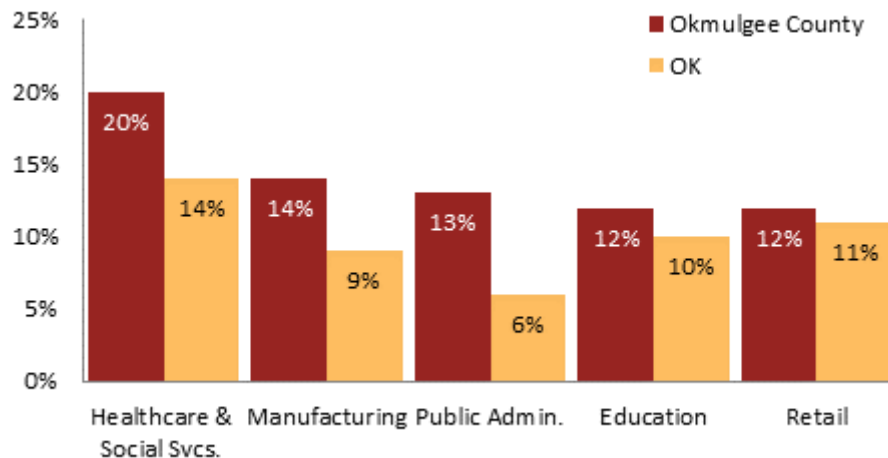
Population **39,438** (27th of 77) counties



Economy

Median Household Income **\$38,216** (45th)

Top 5 Employment Sectors

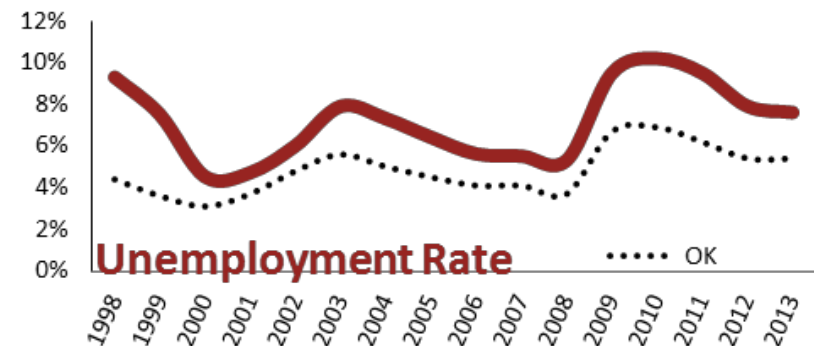


22% employed in state and local government (11th)

56% of working-age civilians in labor force (44th)

9% are employed in farming (49th)

28% of children live in poverty (26th)



Unemployment Rate

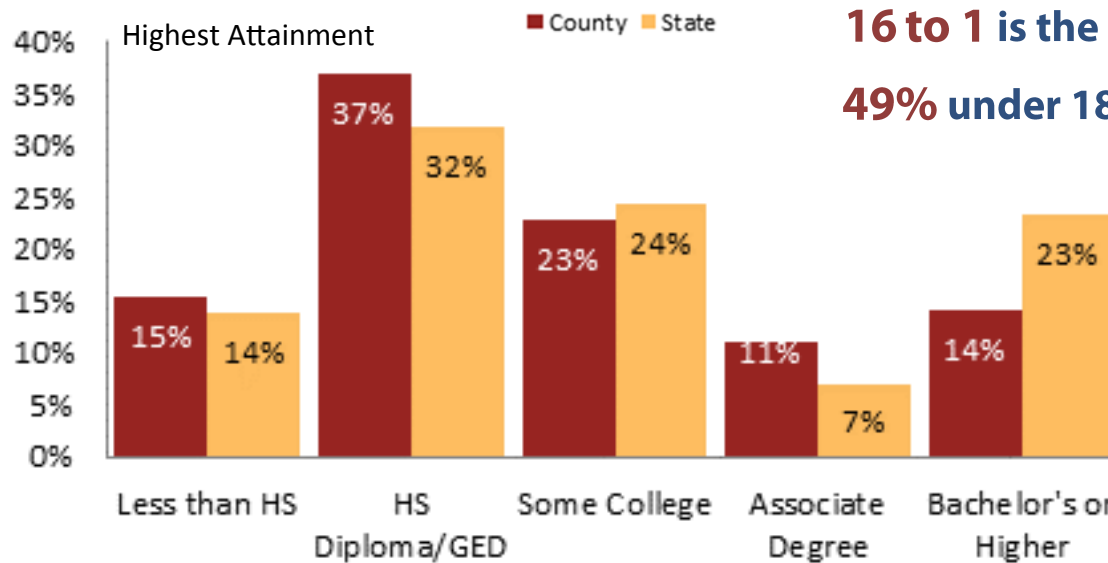
..... OK

Education

69% of students eligible for free/reduced lunch (29th)

16 to 1 is the student to teacher ratio (28th)

49% under 18 yrs. are children of color (16th)



Health

23% of adults smoke (44th)

22% of residents under 65 are uninsured (46th)

32% of adults are obese (48th)

70 births per 1000 teenage girls (26th)

13% are enrolled in Medicare (51st)

4% are receiving social security disability (16th)

61st

Overall healthiest

For more county level data sheets and source information visit

www.okpolicy.org/countystats

A rank of 1st indicates highest and 77th is lowest