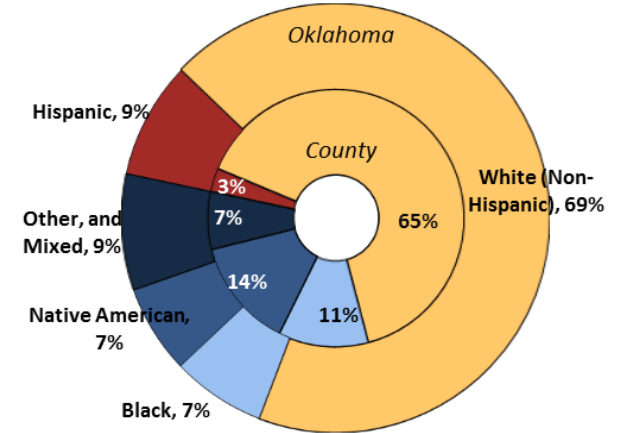
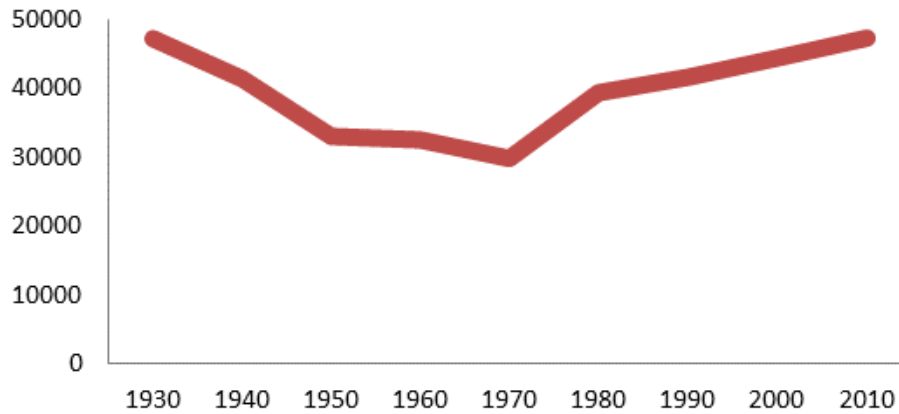


Demographics

Population **47,987** (18th of 77) counties



Economy

Median Household Income **\$44,528** (26th)

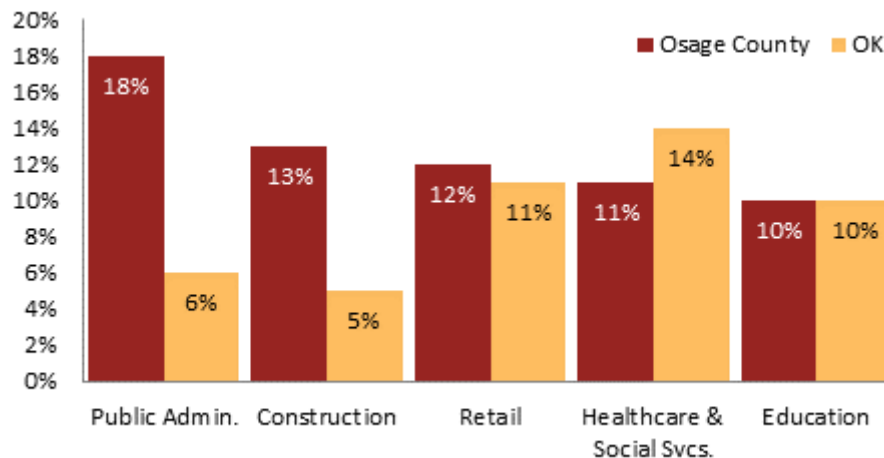
11% employed in state and local government (62nd)

58% of working-age civilians in labor force (41st)

8% are employed in farming (54th)

23% of children live in poverty (49th)

Top 5 Employment Sectors

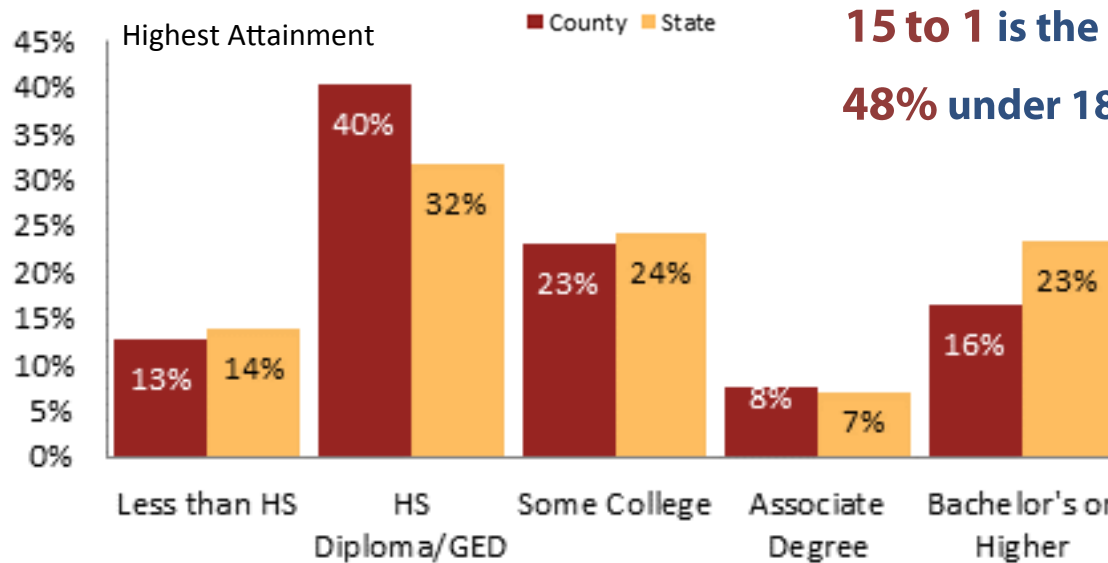


Education

69% of students eligible for free/reduced lunch (31st)

15 to 1 is the student to teacher ratio (38th)

48% under 18 yrs. are children of color (22nd)



Health

26% of adults smoke (29th)

21% of residents under 65 are uninsured (62nd)

33% of adults are obese (39th)

41 births per 1000 teenage girls (67th)

6% are enrolled in Medicare (76th)

2% are receiving social security disability (48th)

26th

Overall healthiest

For more county level data sheets and source information visit

www.okpolicy.org/countystats

A rank of 1st indicates highest and 77th is lowest