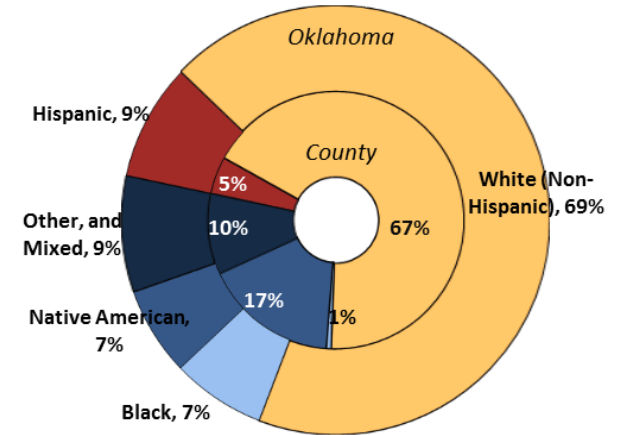
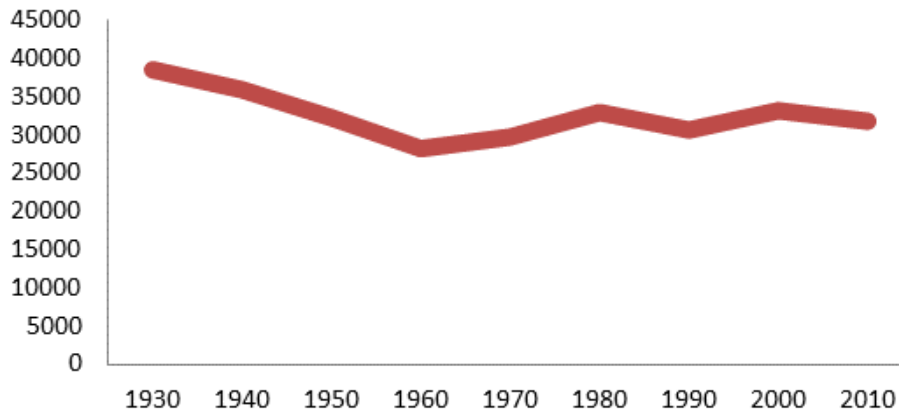


### Demographics

Population **32,245** (32nd of 77) counties



### Economy

Median Household Income **\$34,581** (60th)

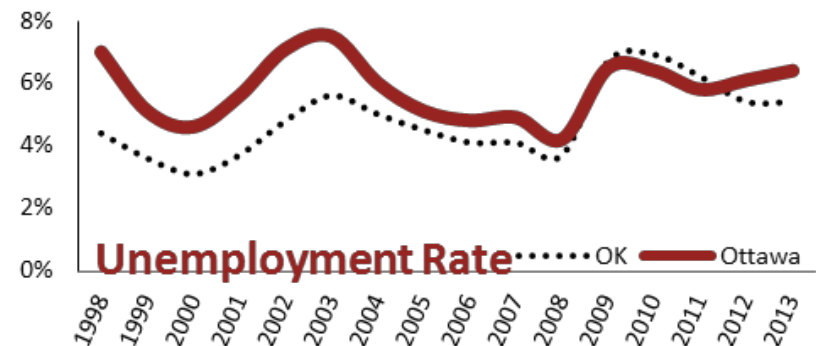
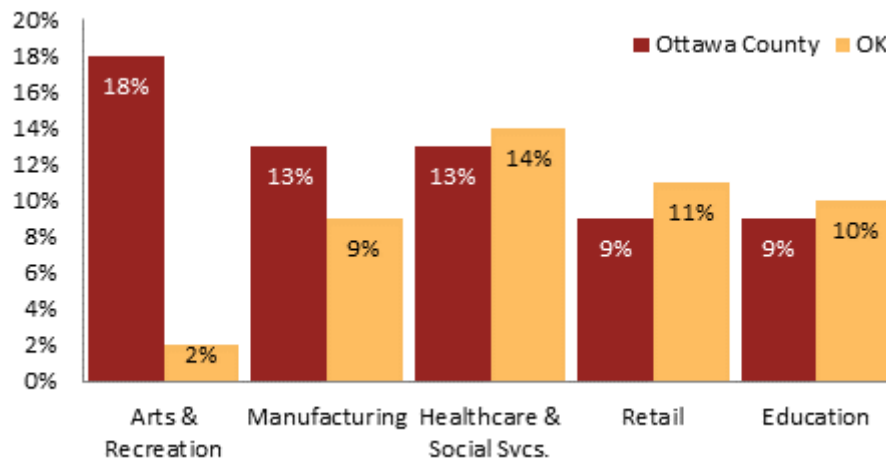
**32%** employed in state and local government (3rd)

**59%** of working-age civilians in labor force (35th)

**10%** are employed in farming (44th)

**35%** of children live in poverty (4th)

Top 5 Employment Sectors

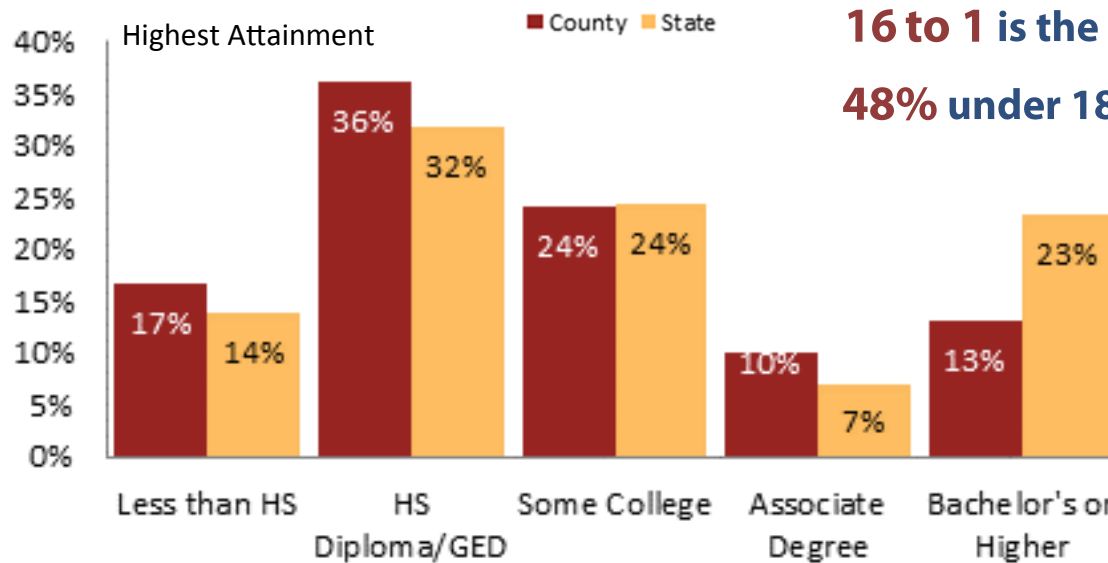


### Education

**73%** of students eligible for free/reduced lunch (16th)

**16 to 1** is the student to teacher ratio (17th)

**48%** under 18 yrs. are children of color (21st)



### Health

**34%** of adults smoke (3rd)

**25%** of residents under 65 are uninsured (23rd)

**32%** of adults are obese (58th)

**68** births per 1000 teenage girls (28th)

**17%** are enrolled in Medicare (17th)

**4%** are receiving social security disability (8th)

# 54th

**Overall healthiest**

For more county level data sheets and source information visit

[www.okpolicy.org/countystats](http://www.okpolicy.org/countystats)

A rank of 1<sup>st</sup> indicates highest and 77<sup>th</sup> is lowest